

"ALCOHOL TO ENJOY AND FOOD TO SATISFY, THAT'S THE NATURE OF A GASTROBAR"



JAYESH PARWAL
141110028
SECTION - A

INTERIOR DESIGN
SEMESTER - 8
ASSIGNMENT - 3

THE SPIRIT ROOM

GASTROBAR

“WALL OF FAME”

While entering the gastrobar, the visitor first encounters with the Wall of Fame. This wall has been specially decorated with black and white framed pictures or exposed brick wall, that will depict the major events in life span of this gastrobar. it has been well lit with focus lamps and bowls lamps.



FIGURES AND NUMBERS

AREA OF THE GASTROBAR
184 SQM.

DIMENSIONS
23m x 8m

FULL CAPACITY
52 persons at a time


OVERVIEW OF DESIGN

The gastrobar designed here is an outcome of mixed ideas. It is an attempt to beautifully bring in the nature from outside. The color scheme, the choice of materials, the electrical fittings and weight in furniture, these all characteristics are balanced by each other and keep a harmony in the inner atmosphere. Considering the design part, there is a two layered design on every surface, one that is the base and other that is the highlight. The highlights are mostly in form of antique picture frames with focus lights or vertical wooden members. The deck seating and compartment seatings are some unique features. The Bar Counter is the most significant part of design and function in a gastrobar. It has been put in place with all liquor bottles as part of its design, thus making it an attraction that stands out. Electrical fittings are bowl lamps and edison lamps.



DECK SEATING

Some seats have been set up over a deck that has been made of plywood and covered with wooded textured pvc carpet.



BAR COUNTER

The bar counter has been designed, keeping the most important factor of the bar, i.e. liquor. Premium liquor is displayed in the backdrop of the counter, thus adding to decor of the inner space. The distinguished difference between the colors and sizes of the bottles gives a contrasting view to the eye of the visitor. The table top is made out of teak wood, polished to give a shining appearance. Vertical wooden members have been used at the back to give weight to the bar counter as it is the most important part outlet. The bar stools have wooden legs to match the rest of the arrangement. The wine cellar is also put as a part of display that enhances the atmosphere associated with the bar. All kinds of bar glasses are displayed on interred glass hangers just above the counter.



COMPARTMENT SEATING

The purpose of providing compartment seating with the gastrobar, was to consider privacy of some visitors, as they may need. The partitions are 2.3m in width and 3.45m in length. These provide comfortable seating for a group of four and can be used for upto six persons at a time. These partitions are on one of the external walls, and provide a beautiful outer view through the large french windows. All the surfaces in these compartments are treated with teak wood planks. Some planters have been placed in the sides to cover the vacant space when not needed. These compartments are seperated from rest of the gastrobar, using metal bars that are painted white. A translucent curtain may also be used. A large bowl lamp provides focus light within the compartment.

23000 MM

8300 MM



PLAN

SEATING ON WOODEN DECK
3.8 M x 8 M

ENTRANCE 2

RESTAURANT AND BAR AREA
14.2 M x 8 M

COMPARTMENT SEATING
3.45 M x 2.3 M


ENTRANCE 1

KITCHEN AND PREPARATION AREA
8.4 M x 3.85 M

WASHROOM
2.9 M x 4.1 M

WALL OF FAME AT ENTRANCE


FLOORING MATERIAL



RIVERR-BED FINISH CERAMIC TILES IN SHADES OF GREY



WOODEN TEXTURED PVC CARPET (PATTERN - PLANKS)



ANTI-SKID TILES IN WASHROOM

WALL FINISHES



SEA BLUE, TEXTURED WALLPAPER



EXPOSED BRICKWORK IN 1 1/2 THICK TYPE 1 BRICKS



WOODEN TEXTURED PVC CARPET (PATTERN - PLANKS)

FURNITURE AND WOODWORK



USE OF TEAKWOOD IN MAKING OF VERTICAL MEMBER AND CEILING



SUEUDE LEATHER USED IN CHAIRS AS COVERING MATERIAL



KOREAN STONE USED IN WHITE GLOSSY FINISHES

ELECTRICAL FIXTURES



EDISON BULBS



INVERTED PENDANT LAMPS



FOCUS LAMPS ON TRACKS

MATERIALS & FINISHES



SECTION AA' SECTION SHOWING THE BARTENDER'S TABLE AND LIQUOR DISPLAY.



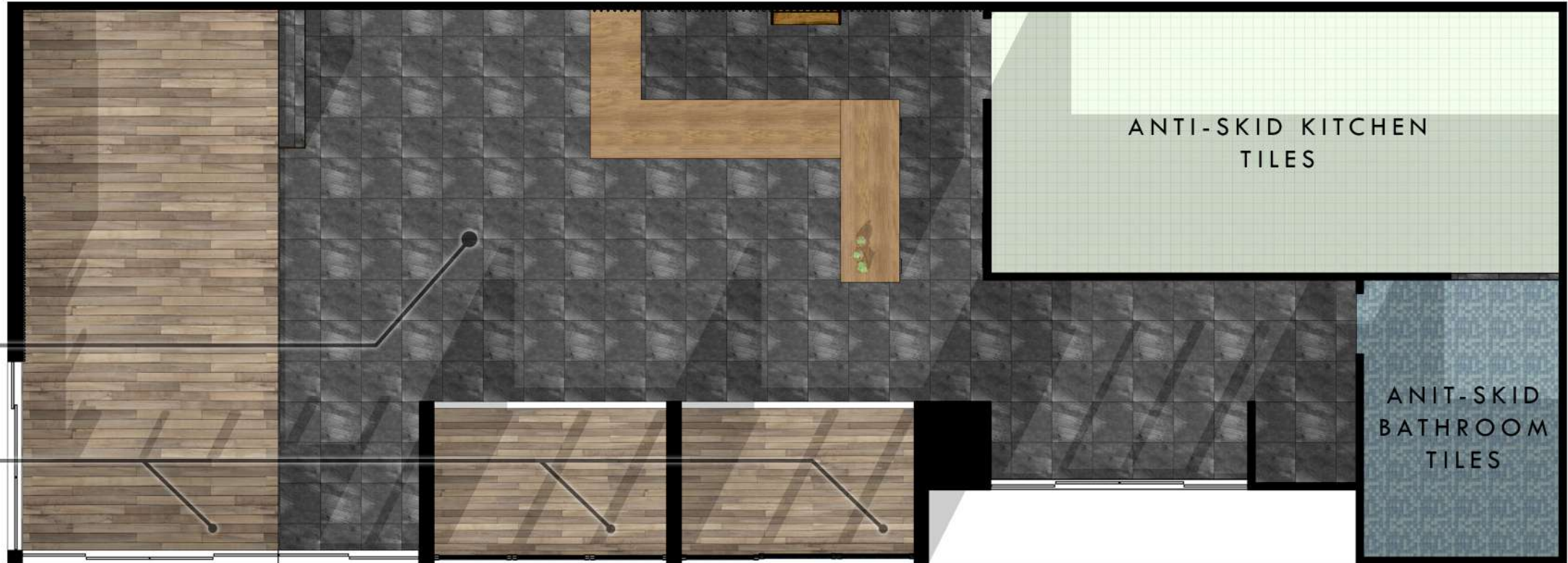
SECTION BB' SECTION SHOWING PARTITIONED SEATING AND USE OF FRENCH WINDOWS TO PROVIDE SUFFICIENT DAYLIGHTING AND NATURAL CONNECT.



SECTION CC' SECTION THROUGH THE WIDTH OF BAR AND RESTAURANT

There is a two layered design on every surface, one that is the base and other that is the highlight. The highlights are mostly in form of antique picture frames with focus lights or vertical wooden members. The deck seating and compartment seatings are some unique features. The Bar Counter is the most significant part of design and function in a gastrobar.

River-Bed finish tiles give a wethered appearance to inner environment attempting to make a connect with the nature. Over this the wooden carpet gives an experience of a wooden deck.



CERAMIC TILES
RIVER-BED FINISH

WOODEN PVC CARPET
PLANK PATTERN

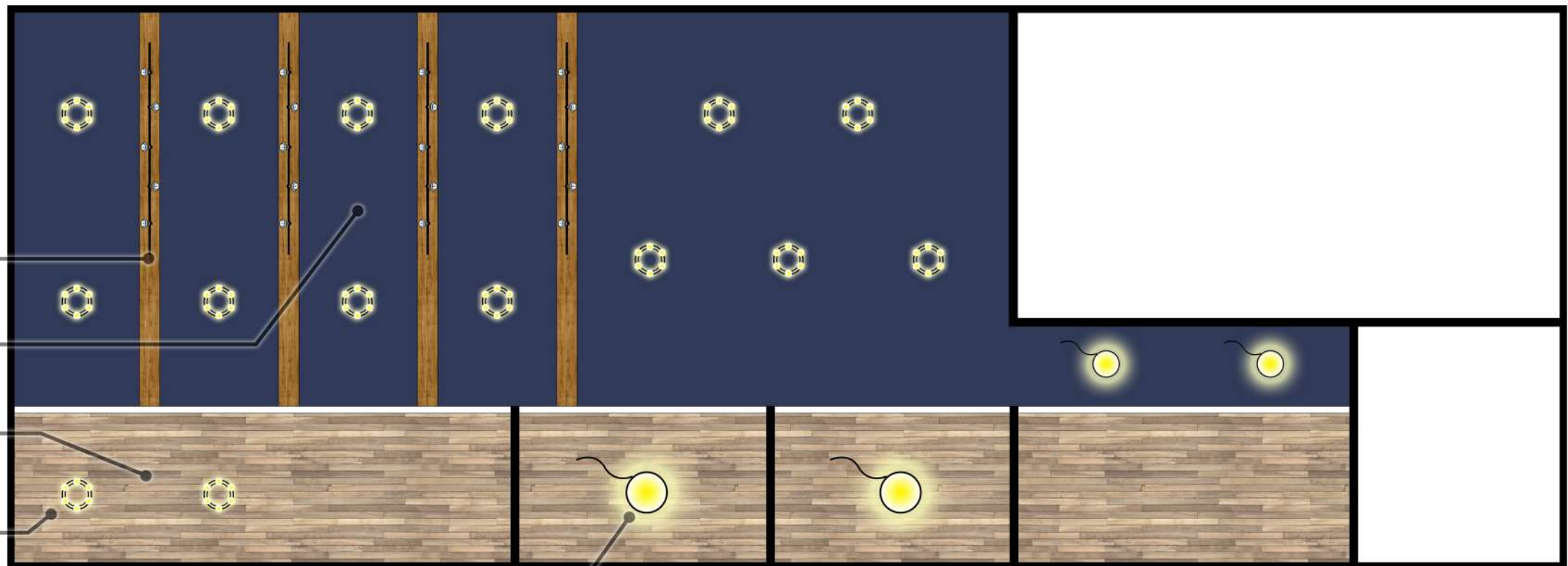
ANTI-SKID KITCHEN
TILES

ANIT-SKID
BATHROOM
TILES

FLOORING PATTERN

TO SHOW DIFFERENT KINDS OF FLOORING USED IN THE GASTROBAR

Exposed ceiling painted in dark color hides its services to a great extent. Teakwood girders have been provided to break the monotony of the ceiling and also to hang track lights.



TEAK WOOD GIRDEERS
HOLDING TRACK LIGHTS

DARK PAINTED EXPOSED
CEILING

WOODEN FALSE CEILING
PLANK PATTERN

EDISON BULB LAMPS

INVERTED BOWL LAMPS

REFLECTED CEILING PLAN

TO SHOW TREATMENT OF CEILING DONE WITH THE GASTROBAR