


INTERIOR DESIGNER

PORTFOLIO



SANAH PATRAWALA

01 About Me



- Email ID : sanah.shaikh107@gmail.com
- Contact No : +91 – 9619783439
- Date of Birth : 07-01-1988
- Place of Birth : India, Mumbai

A creative interior designer with over 10 years of experience and profound knowledge of space planning, project management and computer aided design. Self-motivated senior interior designer and furniture designer with extensive experience of working on a mixture of projects. A proven ability to generate fresh solutions for the renovation of internal spaces. An ambitious, creative and dedicated design professional eager to motivate and lead designs team. In previous roles managed teams and grew relationships with vendors and clients.

Education

- **DIPLOMA IN INTERIOR DESIGN**
L.S. RAHEJA SCHOOL OF ARCHITECTURE
JULY 2010 – MARCH 2012
- **BACHELOR IN ARTS**
JAI HIND COLLEGE OF ARTS AND COMMERCE
JULY 2007 – MARCH 2010
- **HIGHER SECONDARY CERTIFICATE**
JAI HIND COLLEGE OF ARTS AND COMMERCE
JUNE 2003 – MARCH 2006
- **SECONDARY SCHOOL CERTIFICATE**
ST. JOSEPH'S HIGH SCHOOL
MARCH 1993 – MARCH 2003

Software

- **AUTOCAD**
- **ADOBE PHOTOSHOP**
- **GOOGLE SKETCHUP**
- **AUTODESK 3DS MAX (BASIC)**

Soft Skills

- **DETAIL ORIENTED**
- **SKETCHING**
- **RESEARCH**
- **TEAMWORKER**
- **ANALYTICAL THINKING**

Experience

- **SENIOR INTERIOR DESIGNER**
FUSION ACCESS (LUXURY FURNITURE MANUFACTURING FIRM)
DECEMBER 2018 TO PRESENT
- **KITCHEN DESIGNER**
AMBIENTE – THE FURNITURE STUDIO
DECEMBER 2017 TO DECEMBER 2018
- **JUNIOR – SENIOR DESIGNER**
MAKWANA ARCHITECTS
NOVEMBER 2012 TO DECEMBER 2017
- **INTERN –**
DESIGNER'S GROUP (HOSPITALITY INTERIORS)
SEPTEMBER 2011 TO JULY 2012

02 Contents



Residential Project - 1

Interior & Furniture Designs
for a Project in Ahmedabad




Residential Project - 3

Designs for Modular Kitchen
in Mumbai



Residential Project - 2

Designs for Master Bedroom
& Bathroom for a Project in
Mumbai



Furniture & Accessories Design Designs

03 Residential Project - I



Dining Tables
Side / Drills /
Nesting tables

Refurbishing interiors for a client in Ahmedabad. Furniture concepts. As the clients were aged they wanted more of a classical yet modern look, as they entertain guests quite often. The living room has been planned conversation friendly. The mirror panels on either side of the room overlooks the huge garden outdoors. Enhanced the look of the villa with wooden jamb lines and skirting details

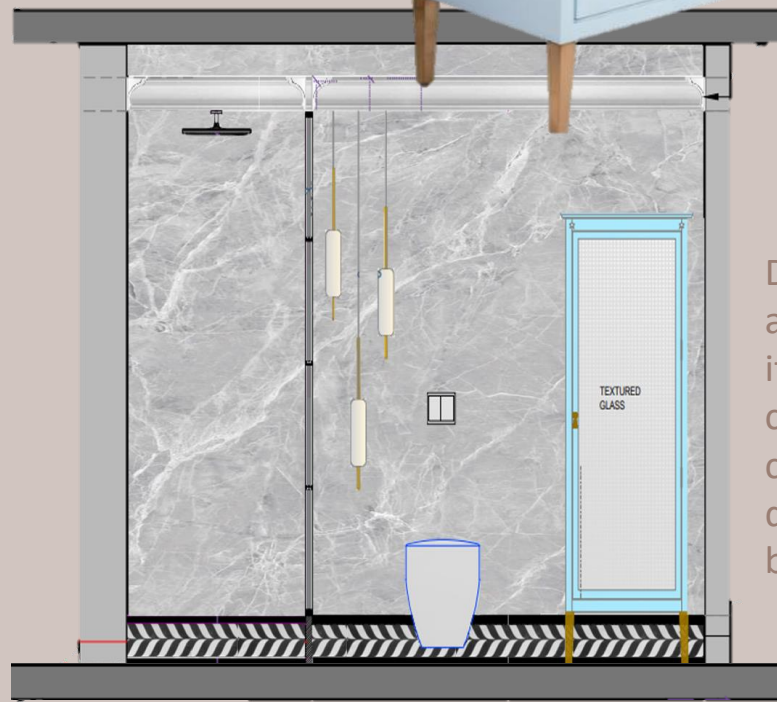


03 Residential Project - I


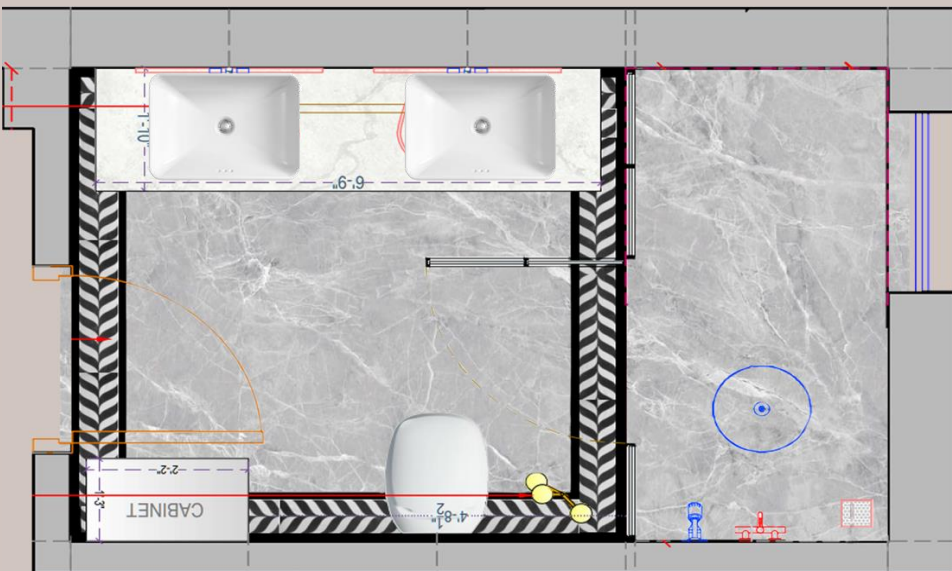


The entrance foyer gave a very inviting look to the villa in Ahmedabad

04 Residential Project - 2



Designing the interiors for this Mumbai apartment for the Master bathroom to make it look as luxurious as possible was a challenge. The use of Italian marble simple cornice details for the ceiling and French pane detail for the shower stall was what made the bathroom look charming



PALE BLUE PU FINISH ON UNITS



TEXTURED GLASS



GOLD TRIMS & FAUCETS



GREY ITALIAN MARBLE WITH BLACK & SILVER BORDER TILI



CHANDELIER




HANGING LAMP



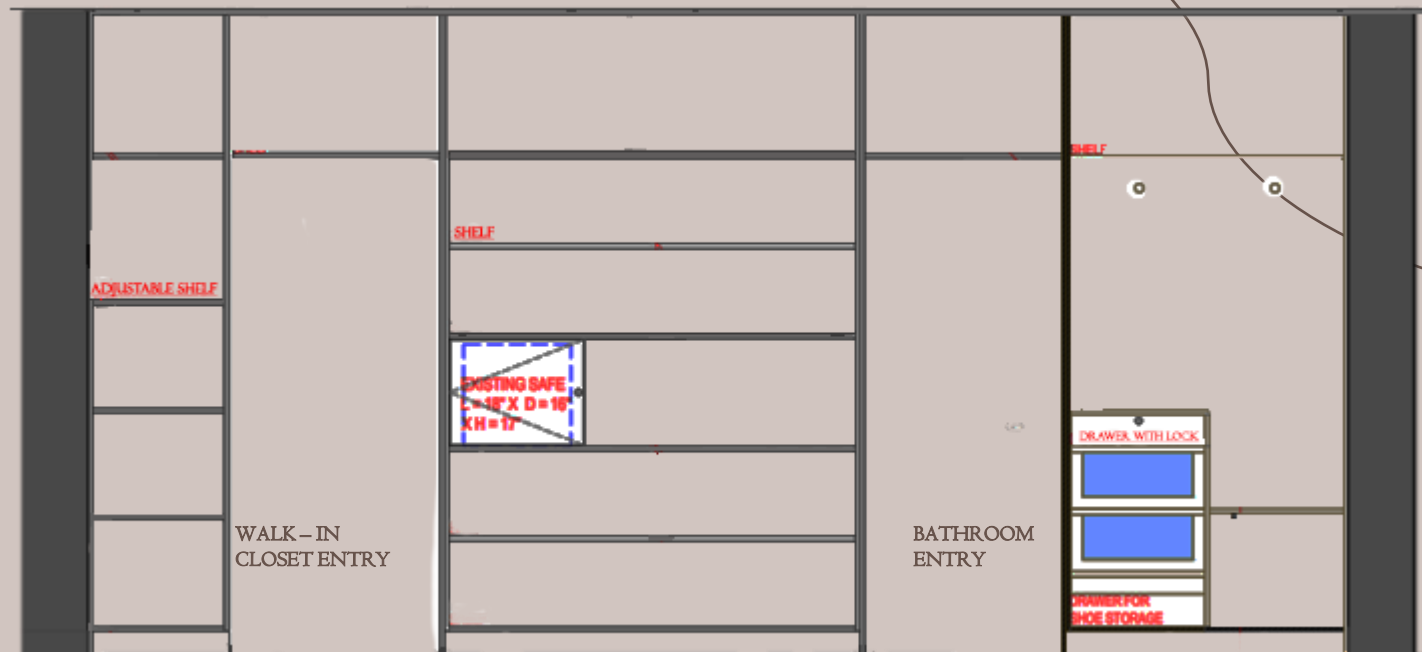
SHOWER STALL



04 Residential Project - 2



The wardrobe has been designed to conceal entry doors and also accommodate the TV on a sliding panel. The fluted shutters and handle details makes this look like a normal wardrobe, but interestingly it is a walkway to a walk – in closet and also a bathroom



05 Residential Project - 3

Modular Interior Design

05 Residential Project - 3



05 Residential Project - 3




A MODULAR STUDY ROOM – COLORS IS WHERE WE CAN PLAY WITH IN A MODULAR SETUP. THE USE OF DIFFERENT KINDS OF HARDWARE TO MAKE A ROOM LOOK SEAMLESS AS WELL AS SMOOTH CLEAN FINISH

05 Residential Project - 3





06 Furniture & Accessories Design



06

Furniture & Accessories Design

SQUARE TRAYS – OUTSIDE HORIZONTAL FLUTES IN PU FINISH, CAN BE STACKED ONE ON TOP OF EACH OTHER




INSIDE TRAY – ALL TRAYS WITH DIFFERENT BRASS INLAY PATTERN – ALL IN PU WITH CONTRAST OF COLORS USED


THE CONCEPT



3D VISUAL



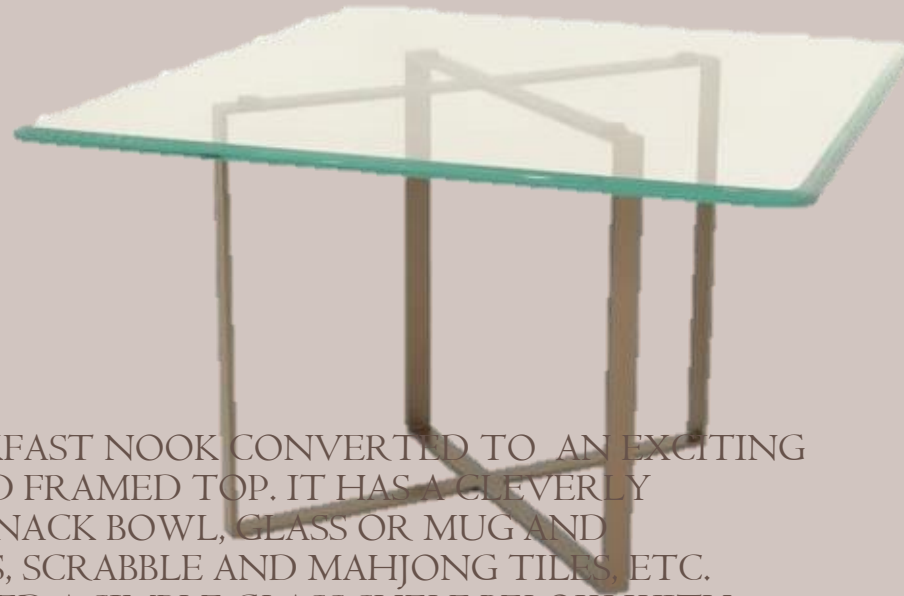
THE PRODUCT



WOODEN TRAY

06

Furniture & Accessories Design



A SIMPLE GLASS DINING TABLE IN THE BREAKFAST NOOK CONVERTED TO AN EXCITING GAMES TABLE. WITH A LEATHER CLAD WOOD FRAMED TOP. IT HAS A CLEVERLY DESIGNED PULL OUT TRAY THAT HOLDS A SNACK BOWL, GLASS OR MUG AND DIFFERENT SIZED GROOVES TO HOLD CARDS, SCRABBLE AND MAHJONG TILES, ETC. THERE'S EVEN A SLOT FOR CARD CHIPS! ADDED A SIMPLE GLASS SHELF BELOW WITH ENOUGH ROOM TO HOUSE PLAYING CARDS, BOARD GAMES, PUZZLES TO THE EXISTING METAL BASE

THE PRODUCT



THE CONCEPT

THE GAMES TABLE

06 Furniture & Accessories Design

THE BENCH WAS INSPIRED BY MY LOVE FOR REPURPOSING OLD FURNITURE. THERE WAS A CANE DINING CHAIR BACKREST THAT I THOUGHT WOULD MAKE A GREAT BENCH, SO I GOT TO WORK. THE PROCESS WAS CHALLENGING BUT REWARDING, AND I'M REALLY HAPPY WITH HOW THE FINISHED PRODUCT TURNED OUT. THE SEAT OF THE BENCH IS UPHOLSTERED IN BOUCLE FABRIC AND THE BRASS MEMBERS AESTHETICALLY DESIGNED FOR THE MAIN PURPOSE OF SUPPORTING THE BACKRESTS JUST COMPLETES THE LOOK OF THE BENCH



THE PRODUCT

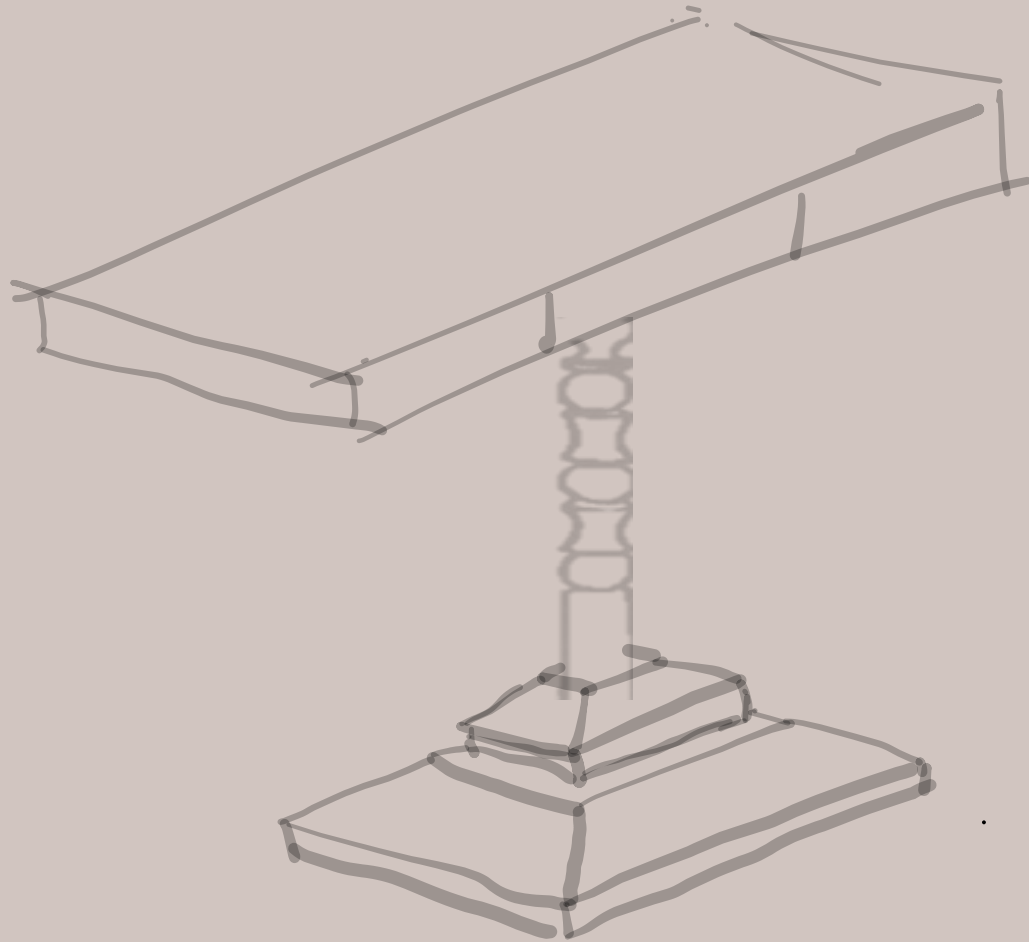


THE CANE BACK BENCH

06

Furniture & Accessories Design

THE STYLE OF THIS CONSOLE IS A CROSS BETWEEN VICTORIAN AND BRUTALIST. STRONG PROPORTIONS WITH A CLASSIC TURNED POST AND A HIDDEN DRAWER- PERFECT FOR YOUR FOYER.



THE CONCEPT



THE PRODUCT

THANK YOU SANAH PATRAWALA