



design

PORTFOLIO

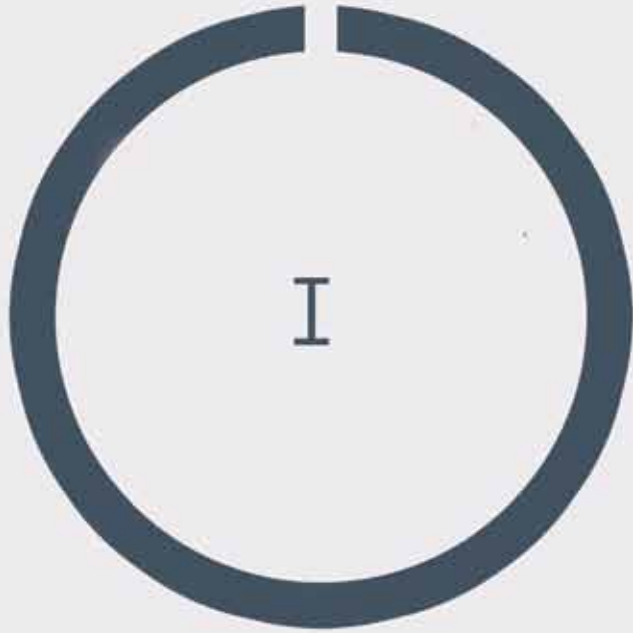
karisma





Hi! My name is Karisma!


At present, I am a final year student of Bachelor of Accessory Design and have developed passion towards Footwear Designing. What got me into designing was just an advertisement. It spoke about career options in designing field. Never knew a plain black and white paper could make such an impact. Other than designing my interests lies in travelling, photography, swimming and occasionally trying my hand at cooking. As a student, I constantly seek knowledge irrespective of the classroom limits. I keep taking initiatives to develop my design conceptions.



I

## ECO CHAUSSURE

*An experimental collection based on recycling a fabric and it's application in a footwear collection*



II

## LEFT OR RIGHT

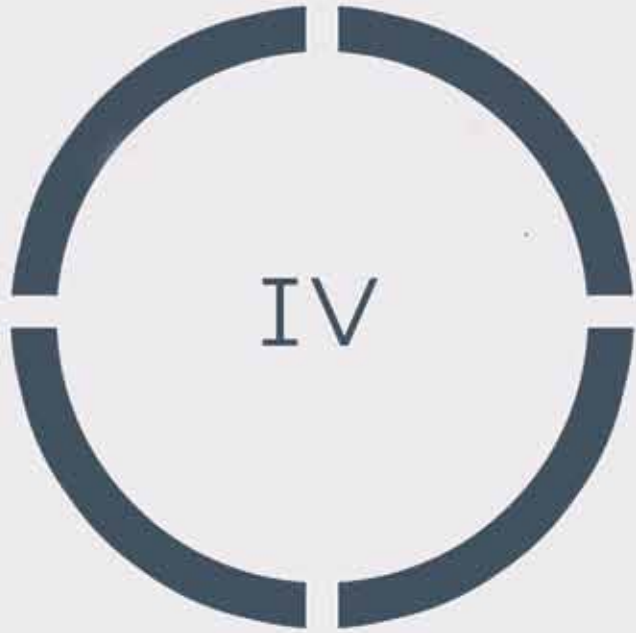
*Mismatched design on shoe to help a special needs child differentiate between left and right shoe*



III

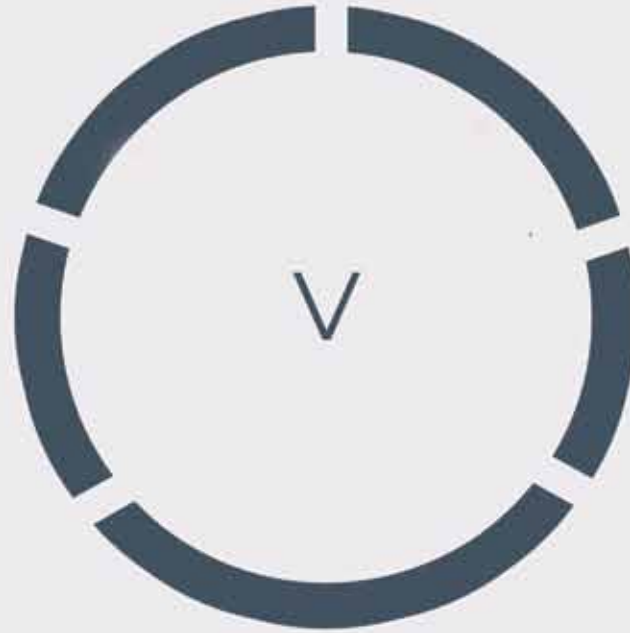
## SHOODLE

*Series of hand made shoe doodles. Coming up with the storyboard and color board with the sketches*



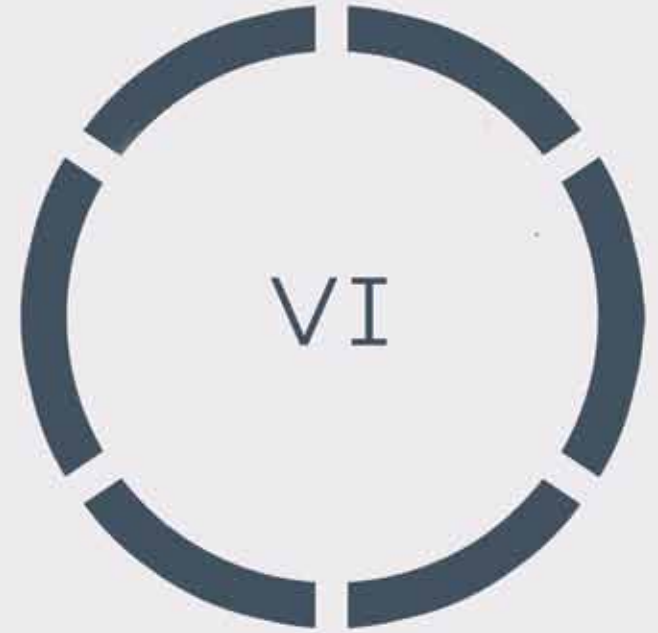
## FACES

*A series of hand made doodles  
into multiple prints and products*



## BRANDING

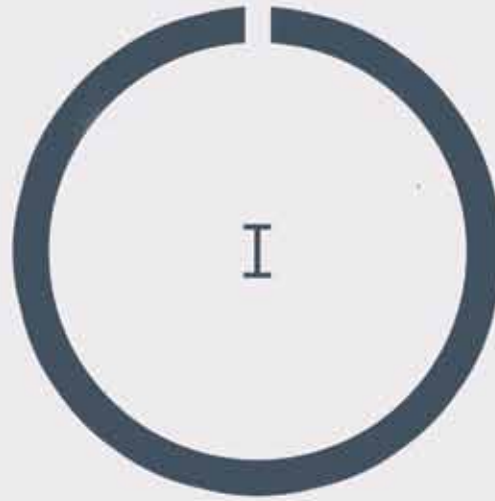
*Branding of Kenzen, an up  
coming brand that redefines  
nutrition with fitness*



## SHUBH-KADAM

*A product collection focusing on  
sustainability and comfort for  
working women*





## ECO CHAUSSURE

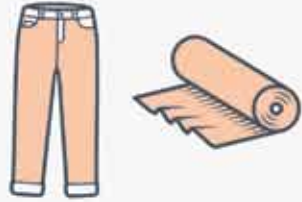
*An experimental collection  
based on recycling a fabric and  
it's application in a footwear  
collection*





# ECO CHAUSSURE

## PREPARATION OF FABRIC



collecting leftover  
polyester & denim fabric



cutting down the  
materials into smaller  
pieces



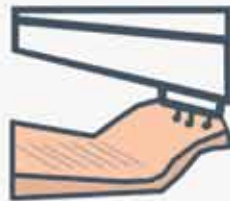
combining  
polyester with cotton  
denim with cotton



evenly mixing the  
material with cotton  
for more processing




assembling of the  
short and long fibre in  
a cloth like form



needle punching the  
material to form help  
in the structure



final two materials  
are formed, with  
polyester and denim




a combination of  
material is prepared  
with fusing

...once the material is ready, the design is decided



# ECO CHAUSSURE

INSPIRATION | DESIGN | MATERIAL



Inspiration - Construction in France & Belgium

Pattern board - Shapes into motifs and forms



*pictures were taken & board was designed*



*motifs are sketched out*



*motifs are hand stitched*




*motif samples for shoe uppers*

...once the material is ready, the design is decided

# ECO CHAUSSURE

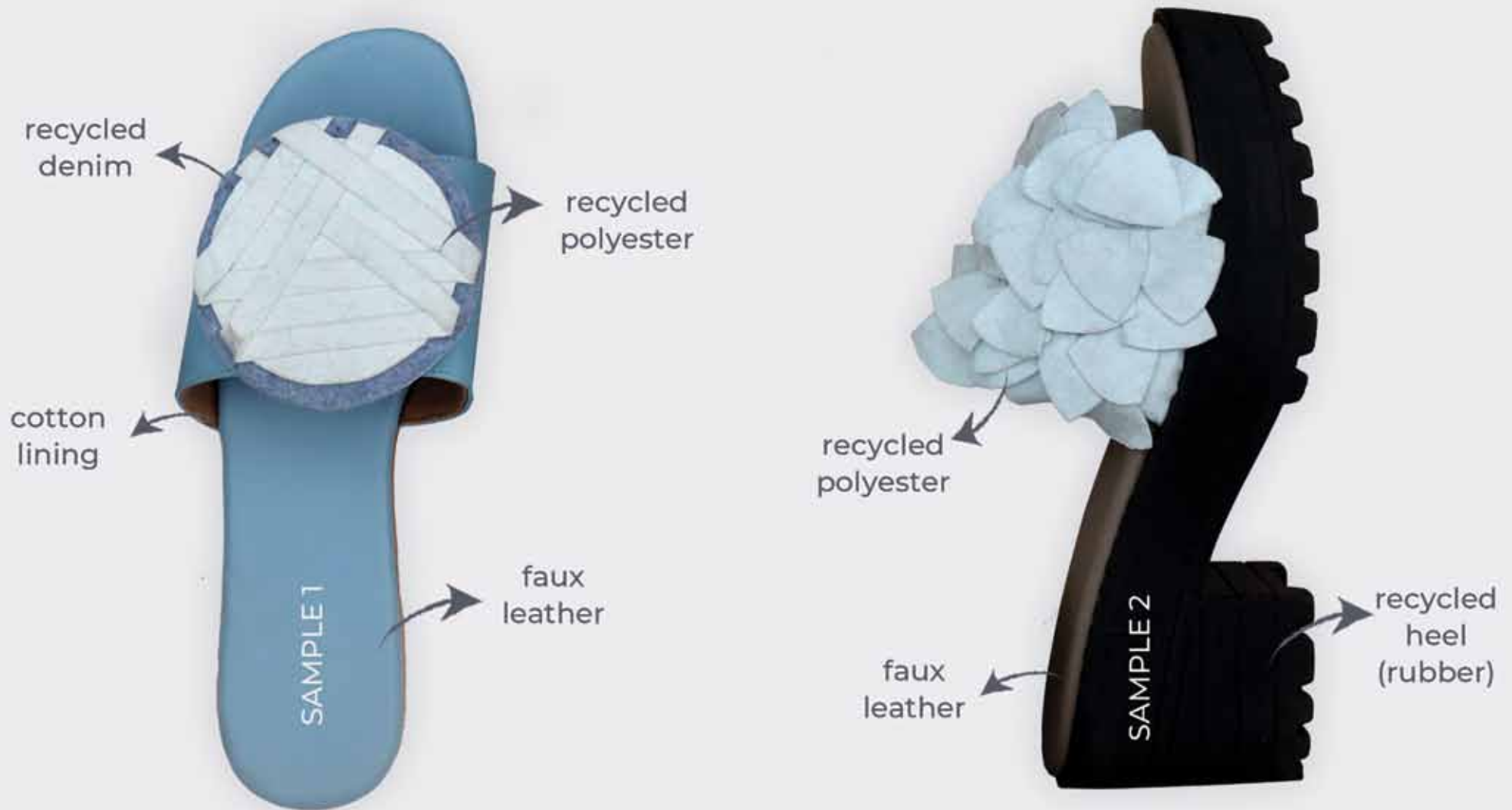
## SKETCHING DESIGNS



Prototypes of motifs on different shoe styles. The hand sewn motifs are edited on the shoe styles, making it easier to imagine the actual motif on the actual pair.

# ECO CHAUSSURE

## FINAL DESIGN AND SPECIFICATIONS



The final designs are sketched and motifs are sewn together.

# ECO CHAUSSURE

## MULTI TRI



Multi Tri is inspired from intersections and cross overs found in the simplest constructions



# ECO CHAUSSURE

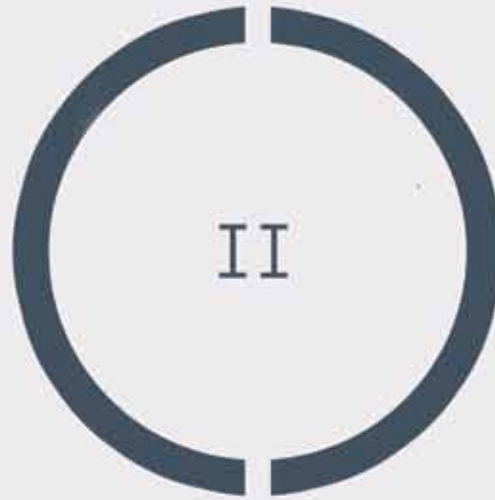
## OUTWARD TRI



Outward Tri is inspired from the concept of over lapping and solid base in construction







## LEFT OR RIGHT

*Mismatched design on shoe to  
help a special needs child  
differentiate between left and  
right shoe*



## LEFT OR RIGHT

?  
“left or right”

Children often get confused with the correct shoe in the correct feet



!  
“left and right”

Mismatched design on shoe to help children differentiate between right & left




# LEFT OR RIGHT

## DESIGN CONCEPT



A lot of times children don't realise they have worn the wrong shoe on their feet. This can often lead to the child being uncomfortable or even falling down. The idea was to create a mis-matched design over the shoe to help the child differentiate between left and right. This method is also easily mass producible.




# LEFT OR RIGHT

## DESIGN CONCEPT

### VANS x Karisma

extra comfort -  
classic style -  
kid friendly designs -

Vans are perfect for children. Not only are they comfortable but they also are stylish. The rubber sole is light enough for children to run around as well



● Color palette for collection



## LEFT OR RIGHT



A mix match cap pop design for girls



## LEFT OR RIGHT



A mix match rainbow unisex design



## LEFT OR RIGHT



A mix match pencil and doodle unisex design





## SHOODLE

*Series of hand made shoe design doodles. This includes coming up with a storyboard and color board with the sketches*

# SHOODLE



*Doodling is a perfect way to incorporate thoughts into a paper.  
This exercise helped me understand a concept and work around it.*

# SHOODLE

## CONCEPTUAL SKETCHES



BIKE IT UP  
wood frame

MOVEMENT  
BALANCE  
CURVY

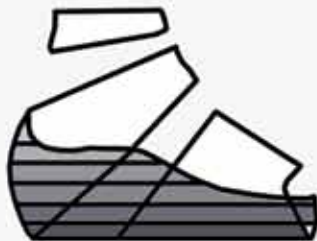
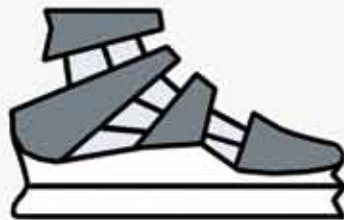


# SHOODLE

## CONCEPTUAL SKETCHES



ZAHA HADID  
architecture

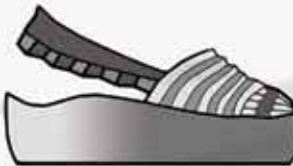


MESH  
MOVEMENT  
STREAMLINE



# SHOODLE

## CONCEPTUAL SKETCHES

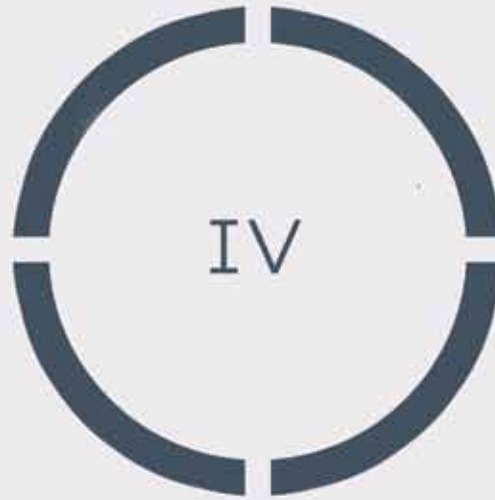


SPIDER WEB  
net construction



FRAGILE  
MESH  
GRIP







## FACES

*A series of hand made doodles  
into multiple prints and products*

# FACES

Ever since I was little, I have had a passion for drawing faces. I believe each one has a lot to tell. The drawings are never perfect, just real. This particular art, *faces*, is an outcome of a boring lecture. Taking this interest further, I have converted this doodle into prints.



This artwork is inspired by the culture in and around my college life. Each face has it's own side. Next I have some samples of the print designed & implemented onto products.



# FACES

**nift**  
**Shillong**  
-PRESENTS-  
**SPECTRUM-**  
february 17-18<sup>th</sup>

CONTACT US:  
MS. TSHERING - 9612928458  
SDAC (ASST. PROFESSOR)  
STUDENT COORDINATORS  
MS. KOUSHIKA - 9932598851  
MS. GARGI - 8259957443

**NIFT SHILLONG**  
**LAWMALI**  
**NEAR GANESH DAS HOSPITAL**

**EVENTS**

JUNK INSTALLATION  
COLLAGE MAKING  
FACE PAINTING  
MANNEQUIN CHALLENGE  
CARICATURE  
EXTEMPORE  
PHOTOGRAPHY  
TUG OF WAR

CARROM  
SUDOKU  
CHESS  
QUIZ  
JUNK MUSIC  
STYLING  
SOLO SONG  
GROUP DANCE

E-MAIL US AT : [sdac.shillong@nift.ac.in](mailto:sdac.shillong@nift.ac.in)

'We're a part of DIGITAL INDIA'

'Faces' into print for Spectrum- College Fest, 2016.

# FACES



'Faces' into print for a Canvas Tote Prototype - 2017

*Mockup*



# FACES



'Faces' into print for a Canvas and Faux leather Tote Prototype  
*Mockup*

# FACES



'Faces' into print for Drink packaging - 2017  
*Print Manipulation Mockup*

# FACES



'Faces' into print for a Wax Candle Prototype  
*Mockup*







# FACES

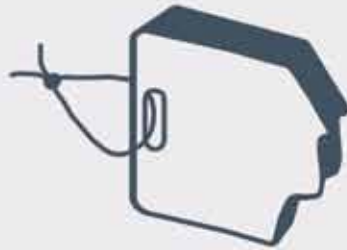
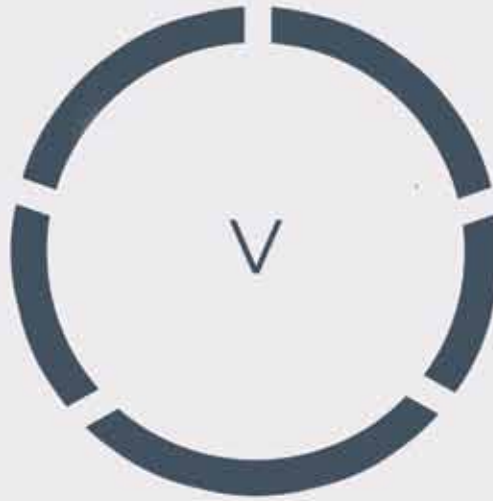
Doodle Club started with a motive to promote free thoughts and free style of sketching. Doodling is a perfect way to de-stress our minds and stimulate our creativity. With this idea, I took the initiative to encourage students to doodle more often.



The Doodle Club events turned into interactive sessions where students could express their ideas individually and as a group.







## BRANDING

*Branding of Kenzen, an up coming brand that redefines nutrition with fitness*

# kenzen

Kenzen aims at changing the traditional outlook of diet prescription by working on the very ingredients with customized diet plans that make most health goals successful.

kenzen

kenzen

kenzen

KENZEN

KENZEN

KENZEN

KenZen

KenZen

Kenzen

Kenzen

Kenzen

Kenzen

The first step was to select a font that compliments the image profile of the company.

# kenzen



The next step was to decide on a logo which combines both healthy being and modern diet. Shades of green were selected and I tried to experiment with the positive and negative space within a logo.

# kenzen



kenzen  
rediscover nutrition



kenzen  
rediscover nutrition



kenzen  
rediscover nutrition



KRUTIKA NANAVATI

Owner

krutikananavati@gmail.com

+ 91-8108730555

www.kenzen.in

rediscover nutrition with kenzen



Final Logo with tagline. A fork and spoon with leaf template is chosen.

For branding, logo, visiting card, and a mockup stationery set up is designed.



# kenzen



Mock ups for Kenzen - Tangible and Intangible goods





SHUBH-KADAM

*An ongoing project on -  
A footwear collection focusing on  
sustainability and comfort for  
working women*



# SHUBH-KADAM

## INSPIRATION BOARD

### sustainability

experimentation | innovative material | technique



hemp  
linen  
cotton  
bamboo  
jute

weaving  
knitting  
embroidery

materials &  
form



petite  
geometric

soft wood  
cork  
corrugated sheet



*Shubh-kadam* is a project aimed at experimenting with sustainable materials to create footwear which is eco friendly and designed for the modern Indian women.



# SHUBH-KADAM


## MATERIAL BOARD

upper



rose silk - bio degradable

upper



banana fabric - sturdy & eco friendly

bottom



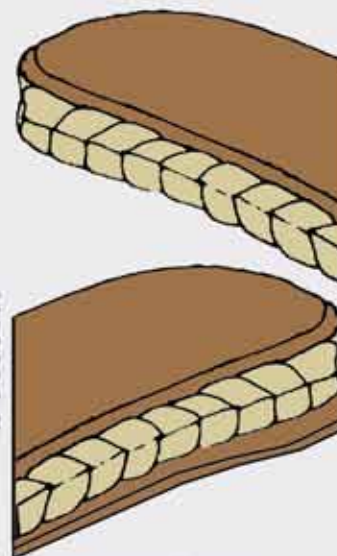
waste cork - strong

upper



hemp - casual look and stiff for 3d sewing

bottom



top stitch

bottom

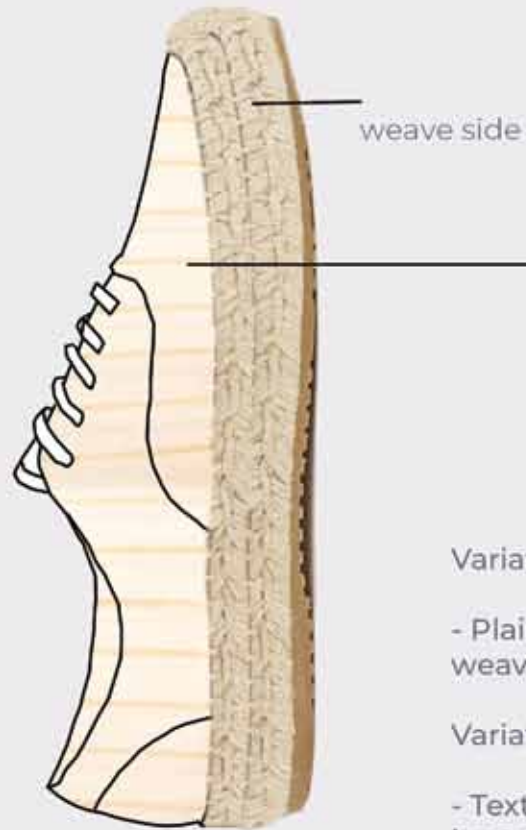
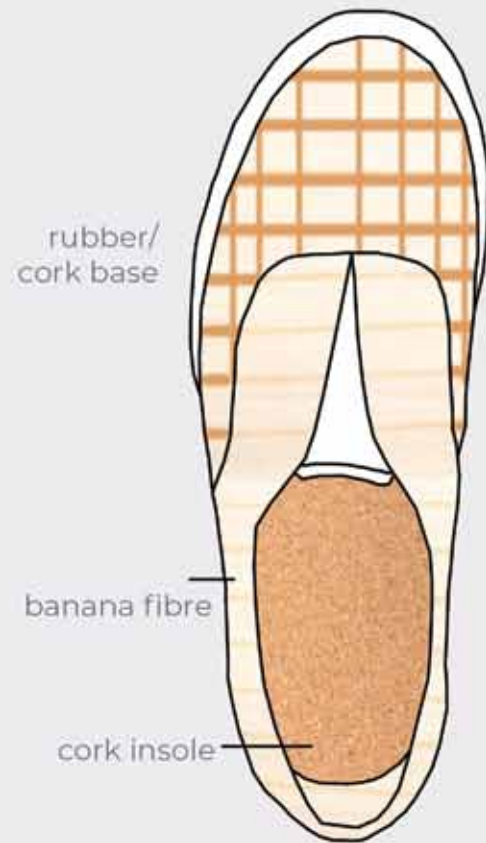


natural rubber - for tough use



# SHUBH-KADAM

## SKETCH BOARD



3D surface work  
banana fibre,  
jute,  
hemp

### Variation 1

- Plain Banana Fabric with water hyacinth weaving on side

### Variation 2

- Textured banana upper with simple cork base

*Prototype for Shubh-kadam*

*To be continued ...*



