

THESE DOCUMENTS ARE PROVIDED AS A CONSTRUCTION DOCUMENT TEMPLATE FOR THIS BUILDING TYPE. THESE DRAWINGS MUST BE REVIEWED AND ADAPTED BY A LICENSED ARCHITECT AND/OR ENGINEER TO MEET ALL STATE AND LOCAL JURISDICTIONAL REQUIREMENTS FOR SITE SPECIFIC PROJECTS. MODIFICATIONS THAT CHANGE THE IMAGE ELEMENTS OR KITCHEN OPERATIONS MUST BE APPROVED BY A YUM! BRANDS REGIONAL ARCHITECTURAL PARTNER (RAP) PRIOR TO CONSTRUCTION.

REMOVE THIS DISCLAIMER PRIOR TO PRINTING - REPLACE WITH CONSULTANT'S LOGO.



TACO BELL™

**2415 SAN RAMON VALLEY BLVD #306
 SAN RAMON, CA 94583 USA**

RESPONSIBILITY MATRIX

NOTES:	FURNISH BY		INSTALL BY		REMARKS
	LANDLORD	TENANT	LANDLORD	TENANT	
1. WORK DESIGNATED BY L.L. IS LANDLORD RESPONSIBILITY					
2. WORK DESIGNATED BY T.G.C. IS TENANT GENERAL CONTRACTOR RESPONSIBILITY					
3. WORK DESIGNATED BY TB IS TACO BELL RESPONSIBILITY					
DEMISING PARTITION: (METAL STUD/MASONRY)					
DEMISING PARTITION GYPSUM BOARD & PREP					
OTHER INTERIOR PARTITIONS & PREP					
FIRE PROOFING					
INSULATION					
ASBESTOS REMOVAL					AS REQUIRED
FLOOR LEVELING					
STOREFRONT GLASS, & FRAMING					
METAL DOORS AND FRAMES					
ALL DOOR HARDWARE					
INTERIOR GRAPHICS & SIGNAGE					
STOREFRONT SIGNAGE					
ELECTRICAL SERVICE CONDUIT & WIRE TO SPACE					
GENERAL ELECTRICAL WIRING					
TELEPHONE CONDUIT TO SPACE					
TELEPHONE WIRING					
TELEPHONE TERMINATIONS					
MECHANICAL EQUIPMENT (UNITS)					
MECHANICAL THERMOSTATS					
MECHANICAL SUPPLY & RETURN DUCTING					
MECHANICAL CONTROLS					
UNIT HEATERS					
SPRINKLER MAIN TO SPACE					
SPRINKLER LINES & HEADS					
FIRE EXTINGUISHERS & CABINETS					
FIRE ALARM & EMERGENCY PAGING SYSTEM					
PLUMBING (WASTE, VENT & WATER) TO SPACE					
NEW PLUMBING LINES IN SPACE					
PLUMBING FIXTURES & ACCESSORIES					
MOP SINK					
ELECTRIC WATER COOLER					
ELECTRICAL WIRING & RECEPTACLES					
PAINT- SALES AREA					
PAINT- RESTROOMS/ MANAGERS OFFICE/ STOCKRM					
CONCRETE FLOORING- SALES FLOOR					
FLOOR TRANSITIONS					
VINYL BASE					
PAINT- DECK/ STEEL/ ETC					
WALLPAPER					
FRP PANELS					
CONCRETE FLOORING- STOCKROOM / MANAGERS OFFICE					
TILE FLOORING					
FLOOR FIXTURES					
MILLWORK					
SAFE					
LIGHT FIXTURES & LAMPS					
EMERGENCY LIGHTS & EXIT SIGNS					
SOUND SYSTEM					
SPEAKER WIRING					
STOCKROOM SHELVING					
EMPLOYEE BREAK TABLE/SHELVING					
MANAGERS DESK/SHELVING					
FIXTURE ASSEMBLY					
STOCK SHELVING					
CORNER UNITS					
SECURITY ALARM & WIRING					
SECURITY MIRRORS / CAMERAS					

BUILDING CODE CLASSIFICATION

LEGAL JURISDICTION: SAN RAMON COUNTY

CODE:

BUILDING: 2016 CALIFORNIA BUILDING CODE
 CALIFORNIA CODE OF REGULATIONS TITLE 24

ACCESSIBILITY: 2016 CALIFORNIA BUILDING CODE CHAPTER 11B
 CALIFORNIA CODE OF REGULATIONS TITLE 24

MECHANICAL: 2016 CALIFORNIA MECHANICAL CODE
 CALIFORNIA CODE OF REGULATIONS TITLE 24, PART 4

PLUMBING: 2016 CALIFORNIA ELECTRICAL CODE
 CALIFORNIA CODE OF REGULATIONS TITLE 24, PART 5

ELECTRICAL: 2016 CALIFORNIA ELECTRICAL CODE
 CALIFORNIA CODE OF REGULATIONS TITLE 24, PART 3

ENERGY: 2016 CALIFORNIA ENERGY CODE
 CALIFORNIA CODE OF REGULATIONS TITLE 24, PART 6

FIRE: 2016 CALIFORNIA FIRE CODE
 CALIFORNIA CODE OF REGULATIONS TITLE 24, PART 9

HEALTH: COUNTY OF SAN RAMON HEALTH SYSTEM

BUILDING AREA: XXXX SF

SEATING: INTERIOR - 66 SEATS

OCCUPANCY: A2

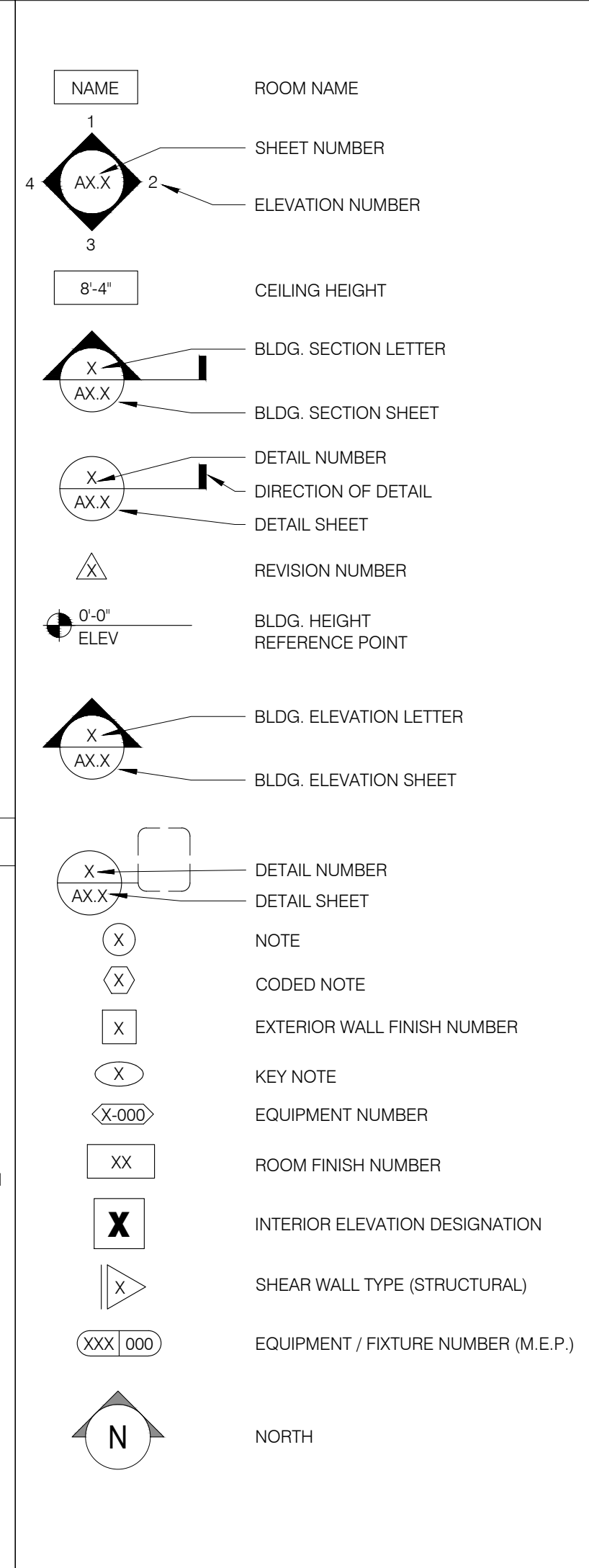
TYPE OF CONSTRUCTION: II-B

TOTAL OCCUPANTS: XXX

PROJECT GENERAL NOTES

- ALL WORK SHALL CONFORM TO THE 2012 EDITION OF THE INTERNATIONAL BUILDING CODE, AND ALL OTHER APPLICABLE CODES, STANDARDS, AND REGULATIONS OF THE CITY OF CALIFORNIA AND COUNTY OF CONTRA COSTA.
- IT IS INDEED THAT A COMPLETE OCCUPIABLE BUILDING PROJECT IS PROVIDED.
- THE GENERAL CONDITIONS OF THE CONTRACT FOR CONSTRUCTION (A.I.A. A2-0 LATEST EDITION) ARE A PART OF THESE CONTRACT DOCUMENTS.
- DRAWINGS ARE BASED ON A SURVEY, DATED _____, 20XX PREPARED BY "XXX".
- DO NOT SCALE THESE DRAWINGS. VERIFY ALL DIMENSIONS AND CONDITIONS IN THE FIELD. ANY DISCREPANCIES IN THESE DRAWINGS SHALL BE BROUGHT TO THE ATTENTION OF THE ARCHITECT PRIOR TO STARTING WORK.
- ALL PROPOSED SUBSTITUTIONS SHALL BE PROVIDED BY THE CMA PROJECT MANAGER, IN WRITING, PRIOR TO INSTALLATION.
- ONLY THE BUILDING PLAN REVIEW FEE IS DUE AT SUBMITTAL, ALL OTHER FEES ARE DUE AT THE TIME OF PERMIT ISSUANCE.
- PROVIDE EACH SUBCONTRACTOR WITH A COMPLETE AGENCY-PERMITTED DRAWING SET AT A TIME OF CONSTRUCTION.
- ALL ABBREVIATIONS INCLUDED FOLLOW INDUSTRY STANDARDS. CONTACT ARCHITECT IF ANY ABBREVIATIONS ARE NOT CLEAR.
- G.C. SHALL SUPPLY AND INSTALL ALL ASPECTS OF THE PROJECT DESCRIBED IN THIS DRAWING SET UNLESS OTHERWISE NOTED.
- GRAPHIC AND WRITTEN INFORMATION ON DRAWINGS SHALL BE COORDINATED WITH ALL TRADES PRIOR TO INSTALLATION.

REFERENCE SYMBOL



SHEET INDEX

SR. NO.	SHEET NO.	DESCRIPTION	ISSUED CD SET	REV. 1	REV. 2	REV. 3
			XX-XX-2019	DATE	DATE	DATE
1	T1.0	TITLE SHEET				
2	D1.0	DEMOLITION FLOOR PLAN				
3	D2.0	DEMOLITION REFLECTED CEILING PLAN				
4	D3.0	DEMOLITION EXTERIOR ELEVATIONS				
5	A1.0	FLOOR PLAN				
6	A1.1	DOOR AND WINDOW SCHEDULE				
7	A1.2	EGRESS PLAN				
8	A2.0	EQUIPMENT PLAN & FURNITURE SCHEDULE				
9	A2.1	EQUIPMENT SCHEDULE				
10	A3.0	FLOOR FINISH PLAN				
11	A4.0	REFLECTED CEILING PLAN				
12	A5.0	ROOF PLAN				
13	A6.0	INTERIOR ELEVATIONS - DINING				
14	A6.1	INTERIOR ELEVATIONS - DINING				
15	A6.2	INTERIOR ELEVATIONS - BOH / KITCHEN				
16	A7.0	EXTERIOR ELEVATIONS				
17	A8.0	CONSTRUCTION DETAILS DOOR / WINDOW				
18	A8.1	CONSTRUCTION DETAILS INTERIOR				
19	A8.2	FINISH DETAILS				
20	A8.3	FINISH SCHEDULE				
21	A9.0	ENLARGED RESTROOM PLANS				
22	SP1.0	SPECIFICATIONS				
23	ADA1.0	ACCESSIBILITY REQUIREMENTS				
24	ADA1.1	ACCESSIBILITY REQUIREMENTS				

PROJECT DIRECTORY

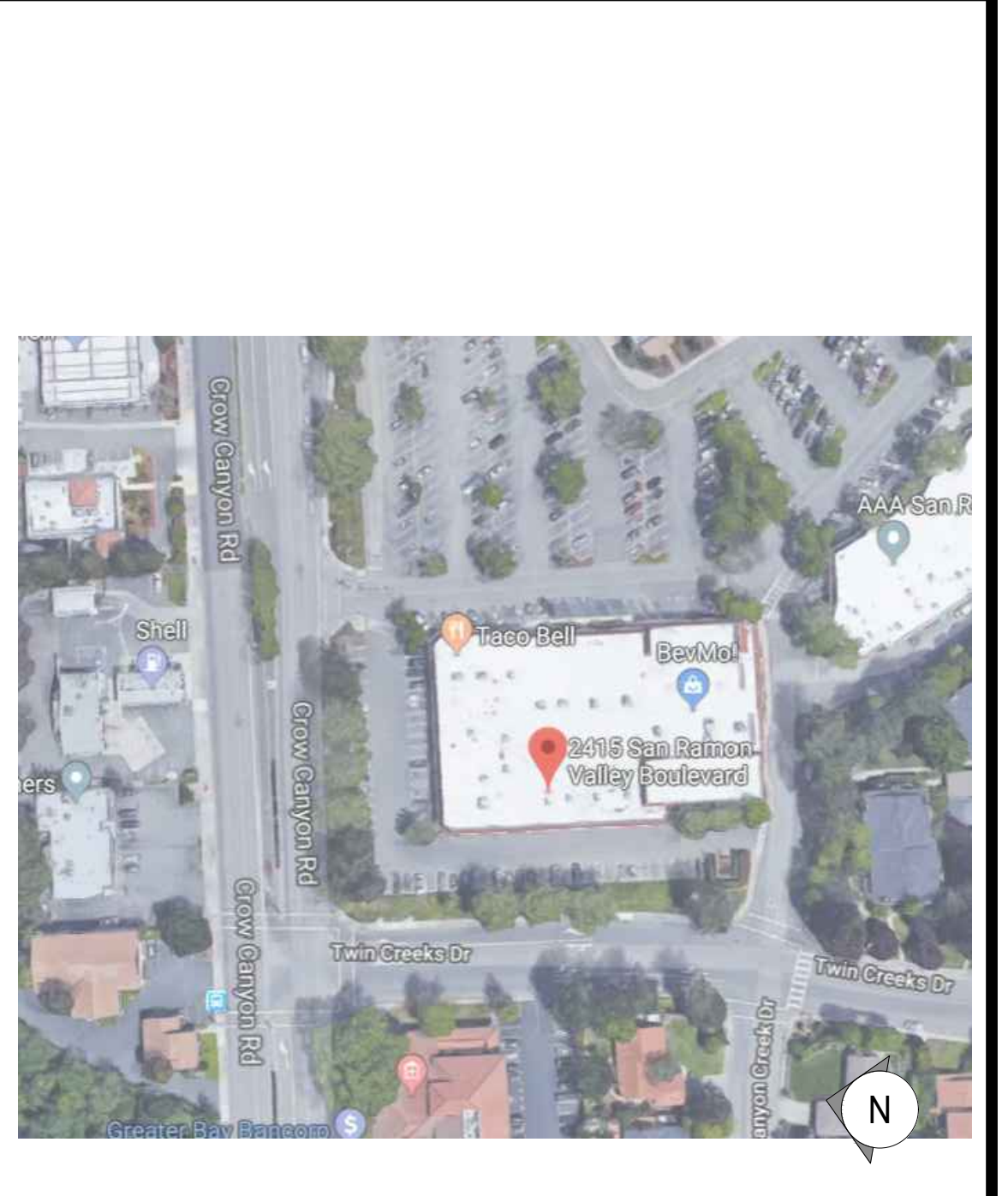
OWNER: XXX XXXX XXXX, LLC
 2415 SAN RAMON VALLEY BLVD,
 SAN RAMON, CA 94583

ARCHITECT: XXX
 XXX XXX
 XXX XXX

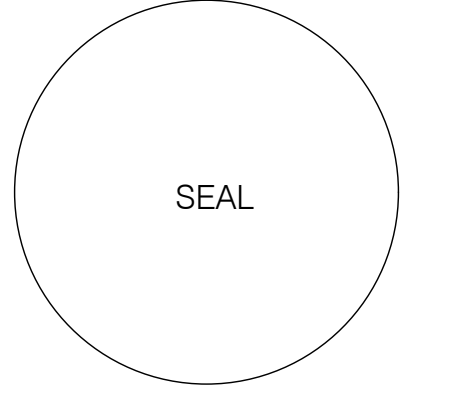
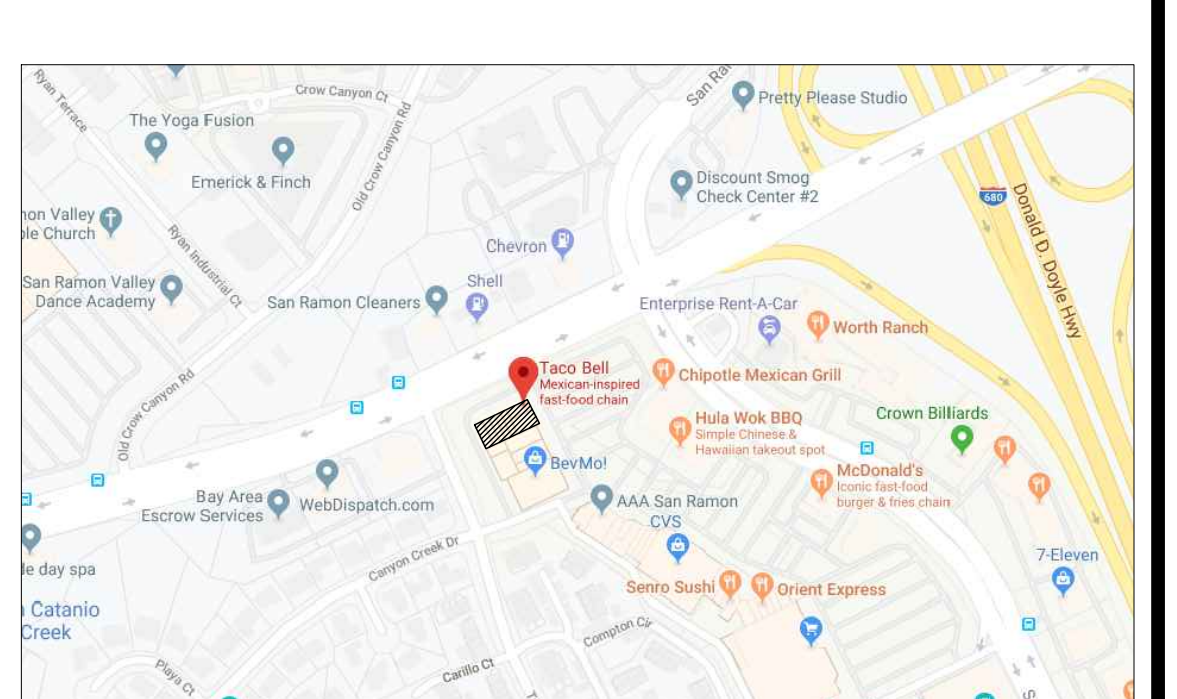
OWNER CONTACT: XXXX XXXX

PROJECT MANAGER: XXX XXX

VICINITY MAP



KEY PLAN



DATE:	NOV-13-2019	CD SET

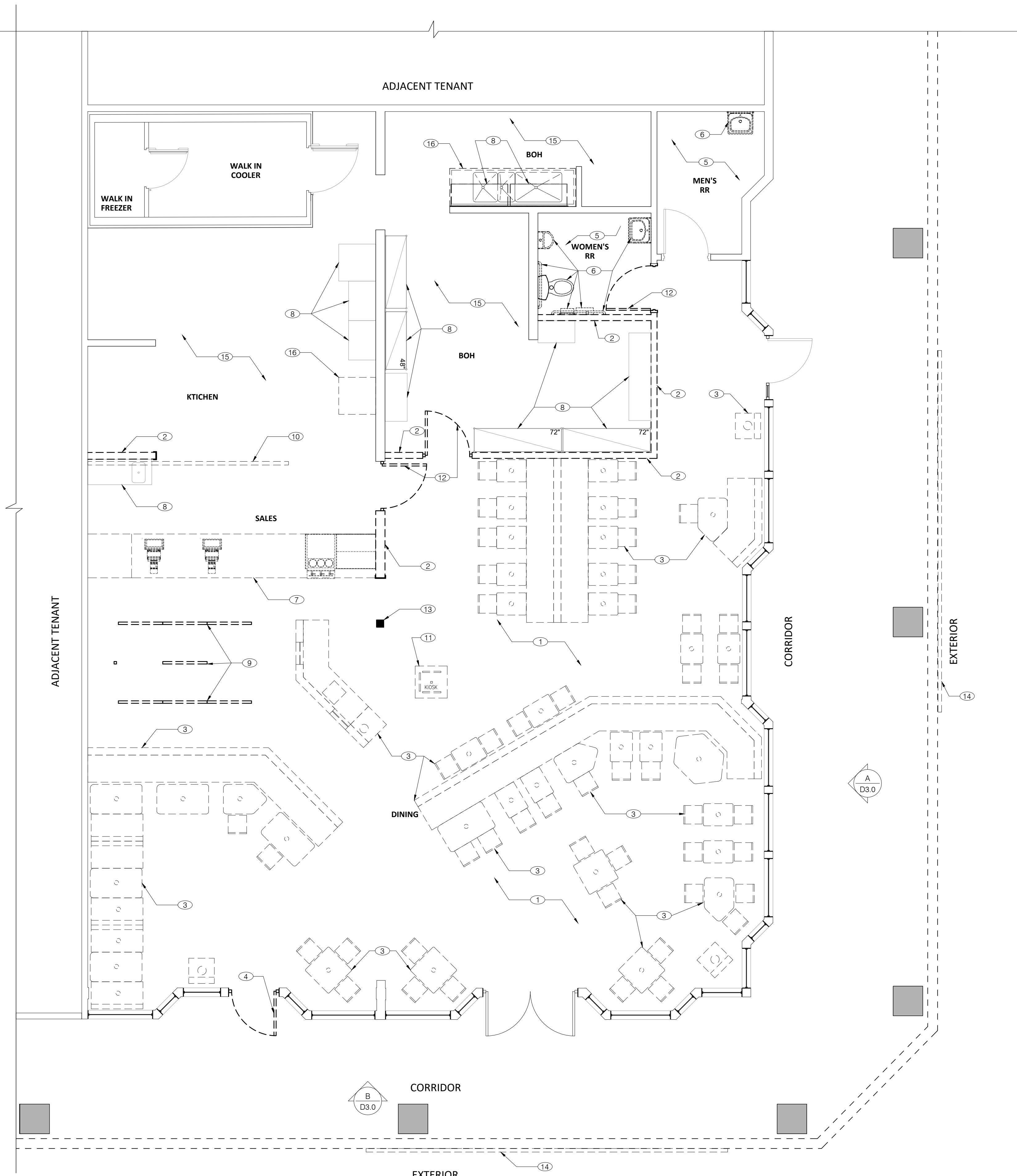
CONTRACT DATE:
 BUILDING GROUP: XXXXX
 FLOOR PLAN: XX-XX
 BRAND DESIGNER:
 SITE NUMBER:
 STORE NUMBER:

TACO BELL
 2415 SAN RAMON VALLEY BLVD #306
 SAN RAMON, CA 94583 USA





COVER SHEET

T1.0



- A. IF DURING DEMOLITION CONDITIONS ARE REVEALED THAT MAY JEOPARDIZE INTEGRITY OF STRUCTURE OR PRECLUDE FOLLOWING DESIGN INTENT, G.C. TO NOTIFY ARCHITECT OF RECORD IMMEDIATELY.
- B. G.C RESPONSIBLE FOR SITE INVESTIGATION PRIOR TO DEMOLITION TO REVEAL FULL SCOPE OF WORK.
- C. PATCH AND REPAIR EXISTING WALLS TO REMAIN AS REQUIRED TO PROVIDE A SMOOTH, PAINT READY FINISH.
- D. DEMOLISH EXISTING INTERIOR WALLS AND/OR WALL FINISHES AS DIRECTED.
- E. IF CONTRACTOR ENCOUNTERS ANY HAZARDOUS MATERIALS DURING DEMOLITION OR CONSTRUCTION, SHALL IMMEDIATELY SUSPEND WORK & NOTIFY HB CONSTRUCTION MANAGER BEFORE PROCEEDING.
- F. ALL DEMOLITION SHALL BE CARRIED OUT IN A SAFE MANNER AND IN STRICT ACCORDANCE WITH REGULATIONS.
- G. REMOVE EXISTING LIGHT FIXTURES, EQUIPMENT AND POWER LINES AS DIRECTED.
- H. REMOVE EXISTING PLUMBING FIXTURES AS DIRECTED. CAP LINES AS DIRECTED FOR THOSE NOT BEING RE-USED.
- J. TENANT TO VERIFY EXISTING CONDITIONS BEFORE PROCEEDING WITH TENANT IMPROVEMENT WORK. IF ANY DISCREPANCY IS FOUND, TENANT TO NOTIFY LANDLORD IN WRITING.
- K. ANY MODIFICATION / RELOCATION OF LANDLORD'S IMPROVEMENTS TO ACCOMMODATE TENANT'S DESIGN SHALL BE TENANT'S RESPONSIBILITY.
- L. VERIFY WITH OWNER ON STORAGE OR DISPOSAL OF ANY REUSABLE MATERIALS, SEE KEYNOTES AND PROJECT GENERAL NOTES FOR ADDITIONAL REQUIREMENTS.

GENERAL NOTES NTS **C**

-  ITEMS BEING DEMOLISHED.
-  EXISTING ITEMS.

LEGEND NTS **B**

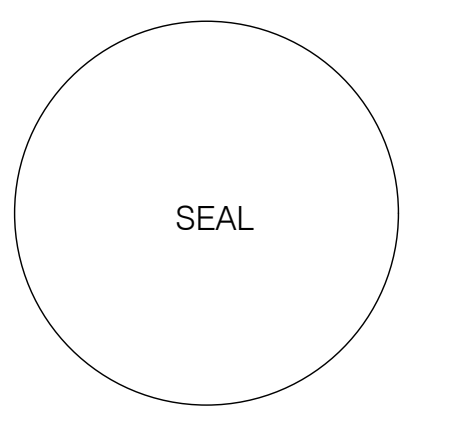
- ① EXISTING FLOOR TILE AND BASE TO BE REMOVED. PREP FOR NEW FLOOR TILE AND BASE TYP.
- ② EXISTING FULL HEIGHT WALL TO BE REMOVED. PATCH AND REPAIR FLOOR TO TAKE UP NEW FINISHES.
- ③ ALL EXISTING FIXTURES AND FURNITURE TO BE REMOVED AND DISCARDED.
- ④ EXISTING ENTRANCE DOOR & ALL HARDWARE TO BE REMOVED.
- ⑤ EXISTING WALL FINISHES IN RESTROOM TO BE REMOVED. PREP FOR NEW WALL FINISHES.
- ⑥ EXISTING SANITARY FIXTURES AND TOILET EQUIPMENTS TO BE REMOVED.
- ⑦ EXISTING POS COUNTER AND EQUIPMENTS TO BE REMOVED AND DISCARDED. PREP FOR NEW COUNTER. CO-ORDINATE WITH FRANCHISSE FOR EQUIPMENT RETAINMENT.
- ⑧ EXISTING BOH EQUIPMENTS AND SHELVES TO BE RELOCATED AND REUSED.
- ⑨ EXISTING RAILING TO BE REMOVED AND DISCARDED. PATCH AND REPAIR FLOOR TO TAKE UP NEW FINISHES.
- ⑩ REMOVE MENU BOARDS.
- ⑪ REMOVE KIOSK.
- ⑫ EXISTING DOOR TO BE REMOVED AND RELOCATED AS PER PLAN. SEE SHEET A1.1 FOR NEW LOCATION.
- ⑬ STRUCTURAL COLUMN TO REMAIN.
- ⑭ EXTERIOR SIGNAGE TO BE REMOVED AND REPLACED WITH NEW.
- ⑮ BOH FLOORING TO REMAIN. PATCH AND REPAIR TO MATCH EXISTING WHEREVER MODIFIED.
- ⑯ EXISTING BOH EQUIPMENTS TO BE REMOVED.

KEY NOTES NTS **A**



THESE DOCUMENTS ARE PROVIDED AS A CONSTRUCTION DOCUMENT TEMPLATE FOR THIS BUILDING TYPE. THESE DRAWINGS MUST BE REVIEWED AND ADAPTED BY A LICENSED ARCHITECT AND/OR ENGINEER TO MEET ALL STATE AND LOCAL JURISDICTIONAL REQUIREMENTS FOR SITE SPECIFIC PROJECTS. MODIFICATIONS THAT CHANGE THE IMAGE ELEMENTS OR KITCHEN OPERATIONS MUST BE APPROVED BY A YUM! BRANDS REGIONAL ARCHITECTURAL PARTNER (RAP) PRIOR TO CONSTRUCTION.

REMOVE THIS DISCLAIMER PRIOR TO PRINTING - REPLACE WITH CONSULTANT'S LOGO.



DATE: NOV-13-2019 CD SET

CONTRACT DATE:
BUILDING GROUP: XXXXX
FLOOR PLAN: XX-XX
BRAND DESIGNER:
SITE NUMBER:
STORE NUMBER:

TACO BELL
2415 SAN RAMON VALLEY BLVD #306
SAN RAMON, CA 94583 USA

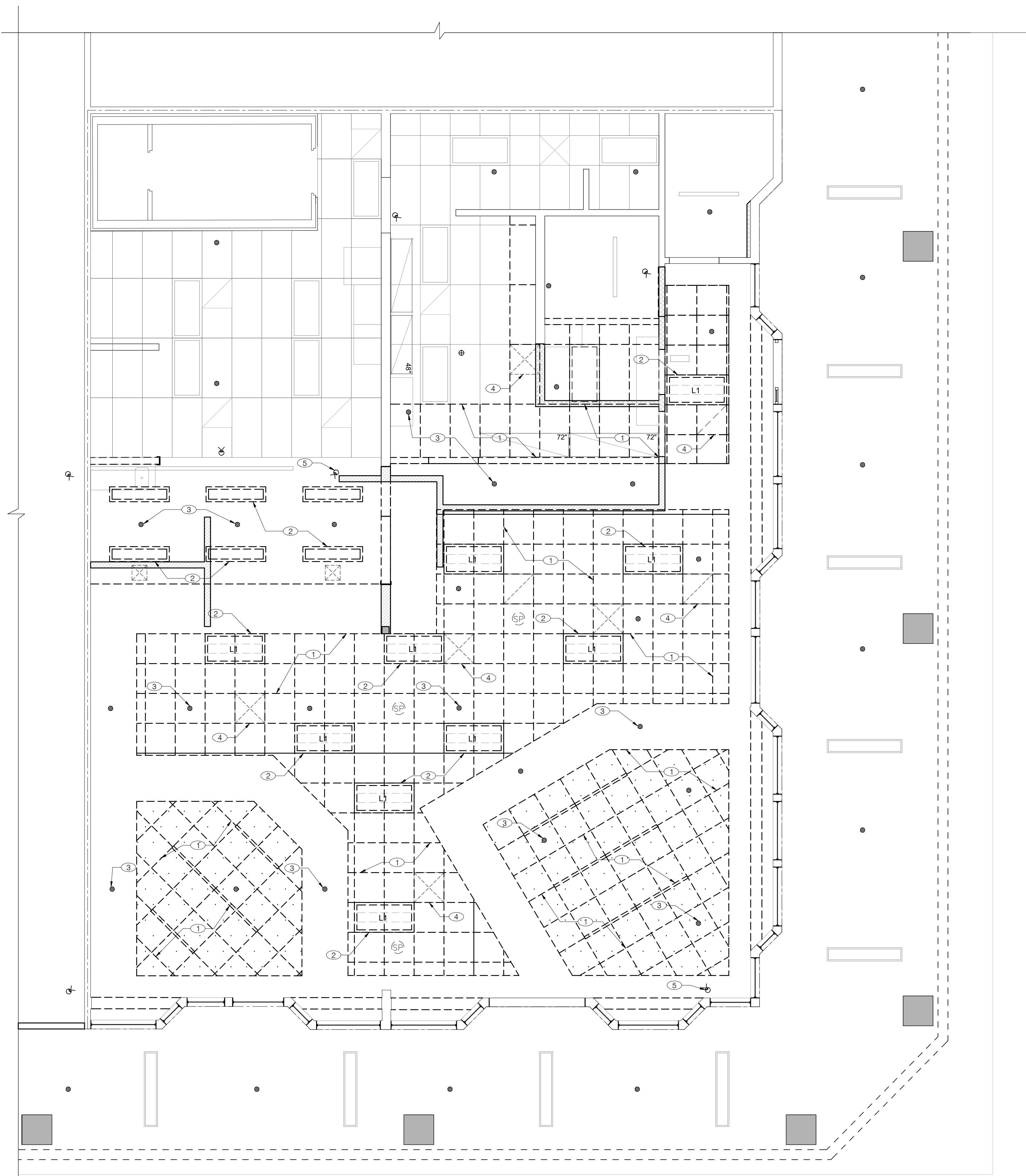

SAN RAMON
DEMOLITION FLOOR PLAN

D1.0

DEMOLITION FLOOR PLAN

1/4" = 1'-0"

D



CONSTRUCTION FLOOR PLAN


1/4" = 1'-0"

D

GENERAL NOTES

NTS

C



ITEMS BEING DEMOLISHED.

EXISTING ITEMS.

LEGEND

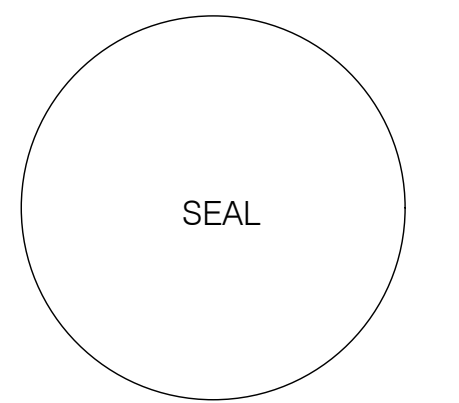
NTS

B

- ① CEILING AND ASSOCIATED LIGHT FIXTURES TO BE REMOVED AND DISCARDED. PREPARE FOR NEW CEILING AND LIGHT FIXTURES.
- ② EXISTING LIGHT FIXTURES TO BE REMOVED.
- ③ EXISTING SPRINKLERS TO REMAIN.
- ④ EXISTING VENTS TO BE REMOVED.
- ⑤ EXISTING CCTV CAMERAS TO BE REMOVED.

THESE DOCUMENTS ARE PROVIDED AS A CONSTRUCTION DOCUMENT TEMPLATE FOR THIS BUILDING TYPE. THESE DRAWINGS MUST BE REVIEWED AND ADAPTED BY A LICENSED ARCHITECT AND/OR ENGINEER TO MEET ALL STATE AND LOCAL JURISDICTIONAL REQUIREMENTS FOR SITE SPECIFIC PROJECTS. MODIFICATIONS THAT CHANGE THE IMAGE ELEMENTS OR KITCHEN OPERATIONS MUST BE APPROVED BY A YUM! BRANDS REGIONAL ARCHITECTURAL PARTNER (RAP) PRIOR TO CONSTRUCTION.

REMOVE THIS DISCLAIMER PRIOR TO PRINTING - REPLACE WITH CONSULTANT'S LOGO.



DATE: NOV-13-2019 CD SET

CONTRACT DATE:
 BUILDING GROUP: XXXXX
 FLOOR PLAN: XX-XX
 BRAND DESIGNER:
 SITE NUMBER:
 STORE NUMBER:

TACO BELL
 2415 SAN RAMON VALLEY BLVD #306
 SAN RAMON, CA 94583 USA



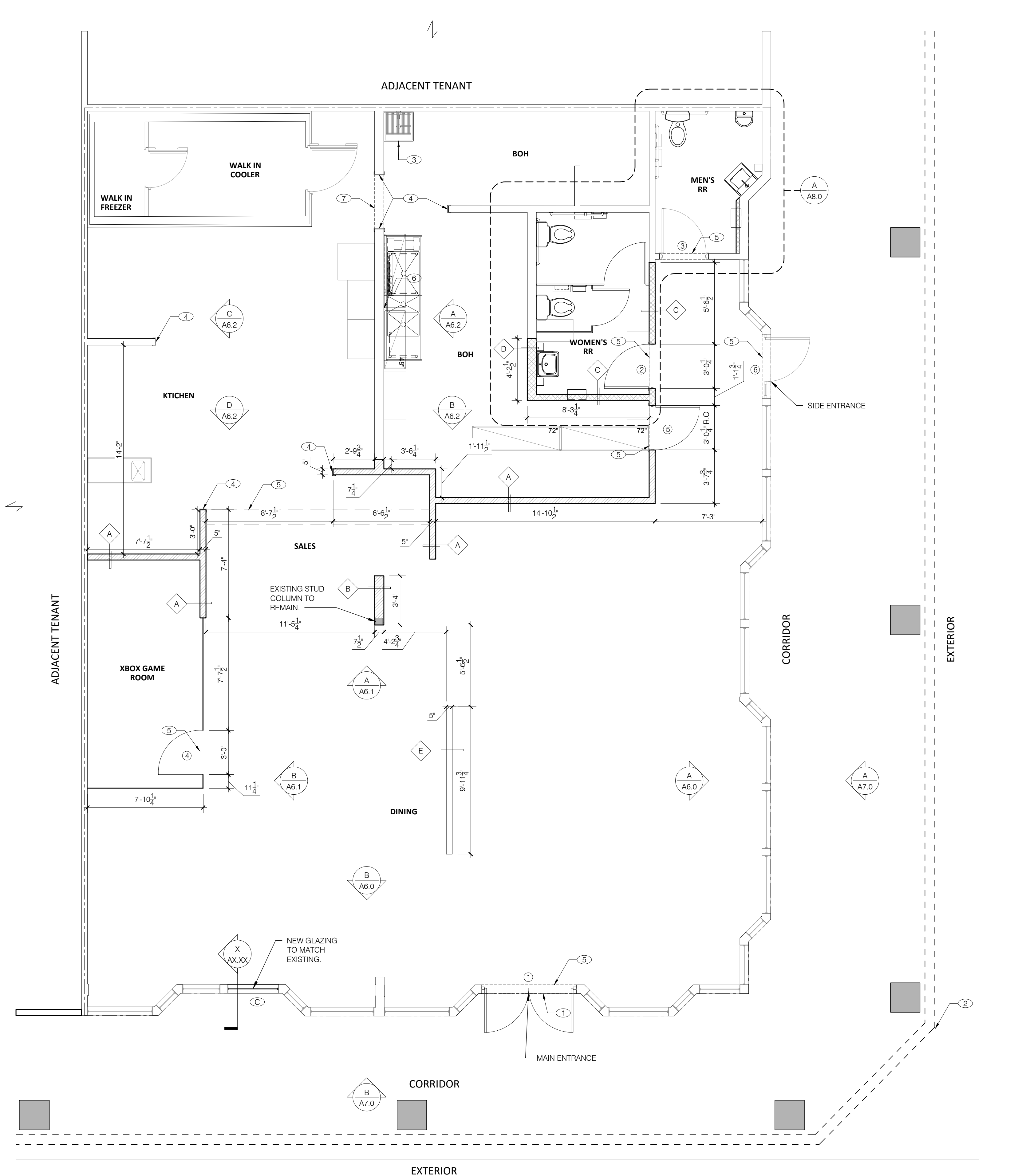
DEMOLITION REFLECTED CEILING PLAN

D2.0

KEY NOTES

NTS

A



- DIMENSIONS**
- A. ALL DIMENSIONS ARE TO FACE OF INTERIOR STUD U.O.N.
 - B. DIMENSIONS NOTED AS "CLEAR" OR "HOLD" ARE MIN. REQ'D. NET CLEARANCE FROM FACE OF WALL / WAINSCOT FINISH.
 - C. VERIFY FINAL EQUIPMENT SIZES WITH VENDOR PRIOR TO INT. WALL FRAMING.
- WINDOWS / DOORS**
- A. SEE SHT. A1.1 FOR WINDOW TYPES AND DOOR SCHEDULE.
 - B. ALL DOOR AND WINDOW OPENING DIMENSIONS ARE TO ROUGH OPENING.
- FINISH SUBSTRATES**
- A. PROVIDE 1/2" THICK CEMENTITIOUS BD. FROM FLOOR SLAB TO 48" A.F.F. MIN. IN LIEU OF GYP. BD. AT ALL WALLS EXCEPT SHEARWALL SURFACES, U.O.N.
 - B. ALL JOINTS, GAPS OR SPACES LEADING TO ALL HOLLOW OR INACCESSIBLE SPACES SHALL BE SEALED WITH "NSF INTERNATIONAL" APPROVED SEALANTS.
 - C. ALL BACK OF HOUSE AND OFFICE WALLS SHALL HAVE 1/2" CDX PLYWOOD SUBSTRATE, U.O.N.
- DECOR**
- A. SEE A2.0 FOR FIXTURES, EQUIPMENTS & FURNITURE PLAN AND DETAILS.
 - B. SEE A3.0 FOR FLOOR FINISHES.
 - C. SEE A8.0 - A8.3 FOR WALL FINISHES.
 - D. SEE A4.0 FOR CEILING FINISHES.
 - E. SEE A7.0 FOR FINISH SCHEDULE.
- GENERAL**
- A. PROVIDE THREE FIRE EXTINGUISHERS - (2) 10 lb. BC and (1) 10 lb. ABC - TO COMPLY WITH LOCAL FIRE CODE. LOCATE PER DIRECTION OF FIRE MARSHALL OR LOCAL AUTHORIZING AGENT.
 - B. DRAWINGS BASED ON NEW CONSTRUCTION UTILIZING METAL STUD CONSTRUCTION WITHIN EXISTING SPACE. G.C. TO COORDINATE WITH BUILDING FACILITIES MANAGER FOR BUILDING STANDARDS, EXISTING CONDITION COORDINATION AND ANY OTHER BUILDING RULES AND REGULATIONS FOR CONSTRUCTION OPERATIONS AND SCHEDULING. CONTRACTOR TO BE RESPONSIBLE FOR MAINTENANCE OF THE INTEGRITY OF ALL EXISTING FIRE RATED ASSEMBLIES AND FOR PATCHING OR REPAIRING OF ANY EXISTING FIRE RATED ASSEMBLIES DAMAGED DURING CONSTRUCTION. PROVIDE METAL OR FIRE RETARDANT BLOCKING IN WALL AT LOCATIONS THAT HAVE WALL MOUNTED ACCESSORIES. COORDINATE WITH PLANS.

GENERAL NOTES NTS **C**

- TYPICAL EXTERIOR WALL : 8" DEMISING WALL.
 - TYPICAL INTERIOR WALL : 3-5/8" MTL STUDS AT 16" O.C. INTERIOR WALLS AND GYPSUM BOARD, SEPARATING DINING SPACE WITH OTHER AREAS TO EXTEND TO UNDERSIDE OF TRUSSES U.O.N.
 - 3 5/8" MTL. STUDS
 - 6" MTL. STUDS
 - LOW HEIGHT WALL :
 - INTERIOR SOUND RATED WALL : TYPICAL INTERIOR WALL W/ 3-1/2" UNFACED FIBERGLASS SOUND BATT.
 - 3 5/8" MTL. STUDS
 - 6" MTL. STUDS
 - EXISTING STUD COLUMN
- NOTE:
PARTITION TO HAVE PLYWOOD BACKING TO SUPPORT ALL ARTWORK AT LOCATIONS SPECIFIED AND TVS MOUNTED ON PARTITION WALLS.
- WALL SUBSTRATES :
DINING ROOM : 1/2" GYPSUM WALLBOARD TO 6" ABOVE CEILING OR TO UNDERSIDE OF DECK WHERE EXPOSED. (NOTE: THE CEMENT BOARD SPECIFICATION IS DESIGNED TO ALLOW THE G.C. FLEXIBILITY.)
KITCHEN WALLS AND DINING ROOM CLOSET : 1/2" CEMENT WALLBOARD FROM T.O. SLAB TO 12" AFF. USE 1/2" CDX PLYWOOD W/FRP SURFACE FINISH TO 6" ABOVE CEILING HT U.O.N.
RESTROOM WALLS : 5/8" CEMENT WALLBOARD FROM T.O. SLAB TO 48" A.F.F. WITH 5/8" HI-IMPACT BRAND XP WALLBOARD, MOISTURE RESISTANT GYPSUM WALLBOARD FROM T.O. CEMENT BOARD TO 6" ABOVE CEILING HEIGHT U.O.N. NO SUBSTITUTIONS ALLOWED. FINISH AS SCHEDULED.
ALL OTHER FRAME WALL CONDITIONS : 1/2" CEMENT WALLBOARD FROM T.O. SLAB TO 48" A.F.F., WITH 1/2" GYPSUM WALLBOARD FROM T.O. CEMENT BOARD TO 6" ABOVE CEILING HEIGHT U.O.N. FINISH AS SCHEDULED.

DATE:	NOV-13-2019	CD SET
CONTRACT DATE:		
BUILDING GROUP:	XXXXX	
FLOOR PLAN:	XX-XX	
BRAND DESIGNER:		
SITE NUMBER:		
STORE NUMBER:		

LEGEND NTS **B**

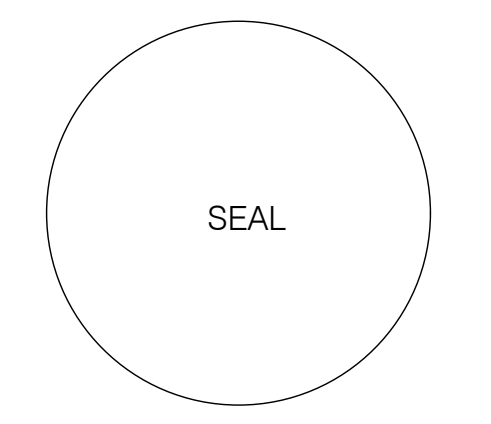
- ① LEASE LINE
- ② LINE OF ROOF ABOVE.
- ③ EXISTING MOP SINK. REFER TO SHEET A2.0 & A2.1
- ④ S.S CORNER GUARD / WALL CAP, TYP. ALL CORNERS IN BACK-OF-HOUSE FROM REAR WALL TO THE KITCHEN SIDE OF THE SERVICE COUNTER.
- ⑤ LINE OF BULK HEAD ABOVE.
- ⑥ SPLASHGUARD.
- ⑦ CASED OPENING.

KEY NOTES NTS **A**



THESE DOCUMENTS ARE PROVIDED AS A CONSTRUCTION DOCUMENT TEMPLATE FOR THIS BUILDING TYPE. THESE DRAWINGS MUST BE REVIEWED AND ADAPTED BY A LICENSED ARCHITECT AND/OR ENGINEER TO MEET ALL STATE AND LOCAL JURISDICTIONAL REQUIREMENTS FOR SITE SPECIFIC PROJECTS. MODIFICATIONS THAT CHANGE THE IMAGE ELEMENTS OR KITCHEN OPERATIONS MUST BE APPROVED BY A YUM! BRANDS REGIONAL ARCHITECTURAL PARTNER (RAP) PRIOR TO CONSTRUCTION.

REMOVE THIS DISCLAIMER PRIOR TO PRINTING - REPLACE WITH CONSULTANT'S LOGO.



DATE: NOV-13-2019 CD SET

CONTRACT DATE:
BUILDING GROUP: XXXXX
FLOOR PLAN: XX-XX
BRAND DESIGNER:
SITE NUMBER:
STORE NUMBER:

TACO BELL
2415 SAN RAMON VALLEY BLVD #306
SAN RAMON, CA 94583 USA

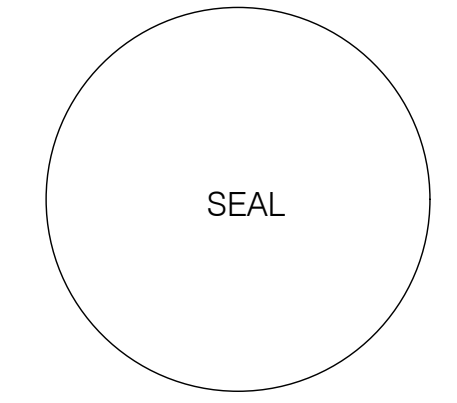


CONSTRUCTION FLOOR PLAN A1.0



THESE DOCUMENTS ARE PROVIDED AS A CONSTRUCTION DOCUMENT TEMPLATE FOR THIS BUILDING TYPE. THESE DRAWINGS MUST BE REVIEWED AND ADAPTED BY A LICENSED ARCHITECT AND/OR ENGINEER TO MEET ALL STATE AND LOCAL JURISDICTIONAL REQUIREMENTS FOR SITE SPECIFIC PROJECTS. MODIFICATIONS THAT CHANGE THE IMAGE ELEMENTS OR KITCHEN OPERATIONS MUST BE APPROVED BY A YUM! BRANDS REGIONAL ARCHITECTURAL PARTNER (RAP) PRIOR TO CONSTRUCTION.

REMOVE THIS DISCLAIMER PRIOR TO PRINTING -
REPLACE WITH CONSULTANT'S LOGO.



DATE: NOV-13-2019 CD SET

CONTRACT DATE:
BUILDING GROUP: XXXXX
FLOOR PLAN: XX-XX
BRAND DESIGNER:
SITE NUMBER:
STORE NUMBER:

TACO BELL
2415 SAN RAMON VALLEY BLVD #306
SAN RAMON, CA 94583 USA



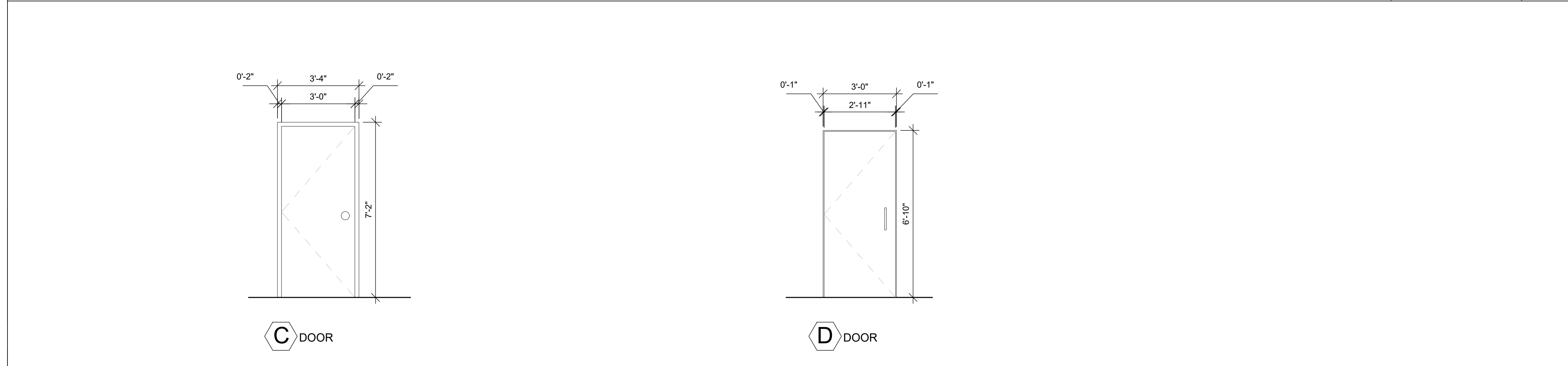
SAN RAMON
DOOR AND WINDOW SCHEDULE

A1.1

- MOUNT DOOR CLOSERS ON RESTROOM OR KITCHEN SIDE ONLY.
- LOCKNET SECURITY DOOR. COMPLETE DOOR, FRAME, AND HARDWARE PACKAGE PROVIDED BY RSCS. FACILITIES CONNECTIONS.
- MOUNT KICKPLATE ON PUSH SIDE ONLY.
- ADA COMPLIANT ACCESSIBILITY SIGNAGE WHERE REQUIRED (OR AS REQUIRED BY LOCAL JURISDICTION) - (1) MEN; (1) WOMEN
- RESTROOM SIGN REQUIRED.
- PROVIDE LATCH AND STRIKE PLATE HARDWARE BY DOOR MFR. TO BE COMPATIBLE WITH LOCK.
- PROVIDE PUSH/PULL PLATES. IF REQUIRED BY LOCAL CODE. STOREFRONT DOOR PANIC HARDWARE SHALL BE: DOR-O-MATIC 2092 RIM PANIC HARDWARE AND EXTERIOR PULLS WITH QUALITY #520 DOOR PULL.
- LAMINATE RESTROOM DOORS. REFER TO A7.2 FOR FINISHES.
- OPTIONAL HARDWARE AT RESTROOM DOOR OCCUPANCY INDICATOR DEADBOLT: FALCON D271 PUSH PLATE: ROCKWOOD 70F - 8"X16" PULL PLATE: TRIMCO 1017-3B - 4"X16"
- PROVIDE RESTROOM DOOR SIGNAGE. REFER A8.3 FOR DETAILS.
- LAMINATE DOORS 4, 5, 6 & 7 AND PAINT FRAMES 3, 4, 5, 6 & 7. SEE FINISH SCHEDULE, SHEET A7.2.
- ALL HARDWARE SHALL BE US32D U.O.N.
- ALL HM FRAMES SHALL BE 16 GA STEEL U.O.N.
- ALL LOCKS SHALL BE FALCON 6 PIN INTERCHANGEABLE CORE SUPPLIED AND INSTALLED BY THE G.C. ALL EXTERIOR LOCKS SHALL BE PROVIDED WITH CONSTRUCTION CORES. ALL PERMANENT CORES SHALL BE KEYPED ALIKE.
- INSTALL WITH APPLIED DOOR STOPS AND WEATHER STRIPS.
- FRAMES SHALL BE PAINTED.
- RESTROOM PARTITIONS : BOBRICK 1080 SERIES, WITH STAINLESS STL. 1 1/2" WALL POST, LATCH , KEEPER, COAT HOOK (DTL 20/ADA1.0) & MOUNTING BRACKETS. INSTALL PER MANUFACTURER'S SPECIFICATIONS & DETAILS. DOOR HANDLE AND LATCH SHALL BE MOUNTED AT 36" A.F.F.
- PROVIDE LATCH AND STRIKE PLATE HARDWARE BY DOOR MFR. TO BE COMPATIBLE WITH LOCK.
- PROVIDE 2" REMOVABLE ASTRAGAL FROM INSIDE ONLY.
- GC TO TRIM DOOR SWEEP TO FIT DOOR.

DOOR NO.	ROOM NAME	QTY.	WIDTH	HEIGHT	THICKNESS	TYPE	DOOR MATERIAL	FRAME MATERIAL	BUTTS		LOCKS		CLOSERS	KICKPLATE	THRESHOLD	DOOR STOP	MISCELLANEOUS				DOOR NOTES	REMARKS									
									ONE PAIR OFFSET PIVOTS PER DR. MFR. TOP & BTM	1 1/2 PR MCKINNEY #TA2714, 4-1/2" x 4-1/2" US26D	CONT. HINGE INCLUDED IN PACKAGE	H.D. TYPE 304 S.S. BOBRICK SPRING LOADED	YALE B-PB5405LN STOREROOM/CLOSET LOCK	FULL LENGTH LATCH PROTECTOR INCL. IN PKG.	PANIC HARDWARE INCLUDED IN PACKAGE	FALCON C953-7 OR C987-7 AS REQUIRED	FALCON "T" SERIES - PRIVACY SET	FALCON 1690 CONCEAL VERT. PANIC HARDWARE	CLOSER INCLUDED IN PACKAGE	DORMA 7414 ARP SNB 689			STAINLESS STEEL 10" x .050 X 2" L.T.D.W.*	KICKPLATE INCLUDED IN PACKAGE	ACCESSIBLE ALUM. THRESHOLD BY DOOR MFR.	THRESHOLD INCLUDED IN PACKAGE	HINGE STOP - ROCKWOOD 532.NP	XCLUDER PEST CONTROL DOOR SWEEP #162500	SWEEP (VISTA 231 STD) NGP 101VA	UNDERCUT 3/4"	PROVIDE A SIGN STATING "THIS DOOR TO REMAIN UNLOCKED DURING BUSINESS HOURS"
1	DINING	1	6' - 5"	9' - 9"	0' - 2"	A	AL/GLASS	AL																						EXISTING TO REMAIN	
2	WOMENS	1	3' - 0"	7' - 2"	0' - 1 3/4"	B	WD	HM	X				X	X			X			X	X	X	X	X			1, 3, 4, 5, 8, 9, 10	EXISTING DOOR TO BE RELOCATED			
3	MENS	1	3' - 0"	7' - 2"	0' - 1 3/4"	B	WD	HM																					EXISTING TO REMAIN		
4	GAMES	1	TBD	TBD	TBD	TBD	TBD	TBD																							
5	BOH	1	3' - 0"	6' - 10"	0' - 1 3/4"	D	HM	HM																							
6	DINING 2	1	3' - 0"	9' - 9"	0' - 2"	A	AL/GLASS	AL																						EXISTING TO REMAIN	

DOOR SCHEDULE NTS **C**



DOOR SCHEDULE NOTES NTS **E**

- DIMENSIONS ON THIS DWG. ARE TO FRAME EDGE. REFER TO SHEET A1.0 FOR ROUGH OPENING DIMENSIONS.
- ALL STOREFRONT FRAMES TO MATCH EXISTING.
- SEE SCHEDULE FOR GLASS TYPES.
- REFER TO FLOOR PLAN, ELEVATIONS AND WALL SECTIONS FOR ROUGH OPENING DIMENSIONS.
- ALL STOREFRONT MATERIAL AND GLAZING SHALL BE SUPPLIED AND INSTALLED BY G.C. U.O.N.
- PROVIDE PUSH/PULL PLATES. IF REQUIRED BY LOCAL CODE. STOREFRONT DOOR PANIC HARDWARE SHALL BE : DOR-O-MATIC 2092 RIM PANIC HARDWARE AND EXTERIOR PULLS WITH QUALITY #520 DOOR PULL.
- LAMINATE DOORS AND PAINT FRAMES. SEE FINISH SCHEDULE, SHEET A7.2.
- PERMANENT CORES SHALL BE SHIPPED TO THE RESTAURANT GENERAL MANAGER.
- MAXIMUM DOOR OPERATING PRESSURE : 5 LBS INTERIOR : 15 LBS EXTERIOR.
- FIELD VERIFY EXISTING STOREFRONT DIMENSIONS BEFORE REPLACING/INSTALLING DOORS / STOREFRONT SYSTEMS.

NATIONAL ACCOUNT SUPPLIER

INTERIOR DOORS, FRAMES & HARDWARE	HAMILTON PARKER HEADQUARTERS
LOCKNET	JIM CAMPBELL 1865 LEONARD AVENUE COLUMBUS, OHIO 43219 614-358-7806 FAX : 614-358-2315 jcampbell@hamiltonparker.com
800 JOHN C WATTS Drive NICHOLASVILLE, KY 40356 800-887-4307 FAX : 859-887-4958 construction@locknet.com	

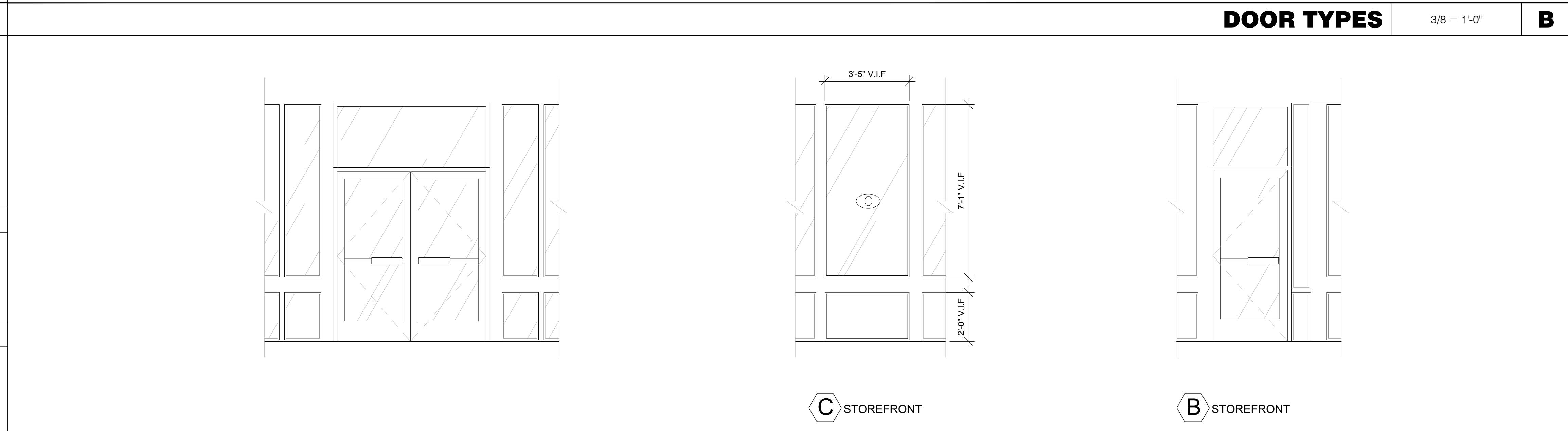
GLASS SCHEDULE

(A) 1" INSULATED GLASS (B) 1" INSULATED TEMPERED GLASS

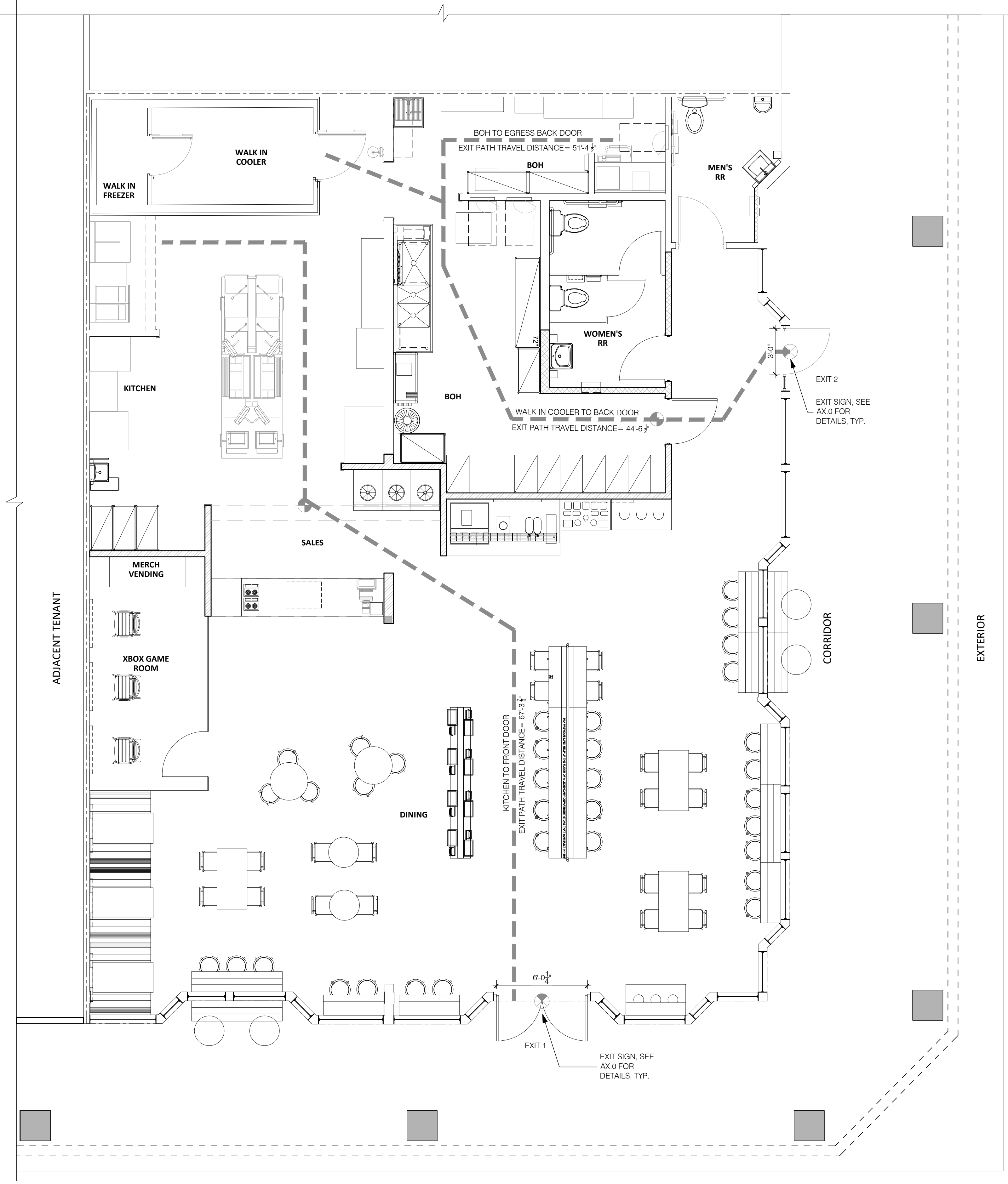
NOTE: SHADING COEFFICIENT SPECIFICATION PER LOCAL CODE REQUIREMENTS. DAYTIME VISIBILITY INTO DINING ROOM SHALL BE MAINTAINED.

**** ALL STOREFRONT GLAZING SHALL BE LOW 'E' SOLAR GLASS ****

GENERAL DOOR & WINDOW NOTES NTS **D**

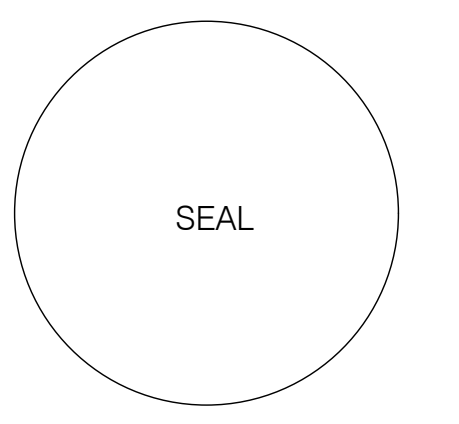


STOREFRONT TYPES 3/8 = 1'-0" **A**



THESE DOCUMENTS ARE PROVIDED AS A CONSTRUCTION DOCUMENT TEMPLATE FOR THIS BUILDING TYPE. THESE DRAWINGS MUST BE REVIEWED AND ADAPTED BY A LICENSED ARCHITECT AND/OR ENGINEER TO MEET ALL STATE AND LOCAL JURISDICTIONAL REQUIREMENTS FOR SITE SPECIFIC PROJECTS. MODIFICATIONS THAT CHANGE THE IMAGE ELEMENTS OR KITCHEN OPERATIONS MUST BE APPROVED BY A YUM! BRANDS REGIONAL ARCHITECTURAL PARTNER (RAP) PRIOR TO CONSTRUCTION.

REMOVE THIS DISCLAIMER PRIOR TO PRINTING - REPLACE WITH CONSULTANT'S LOGO.



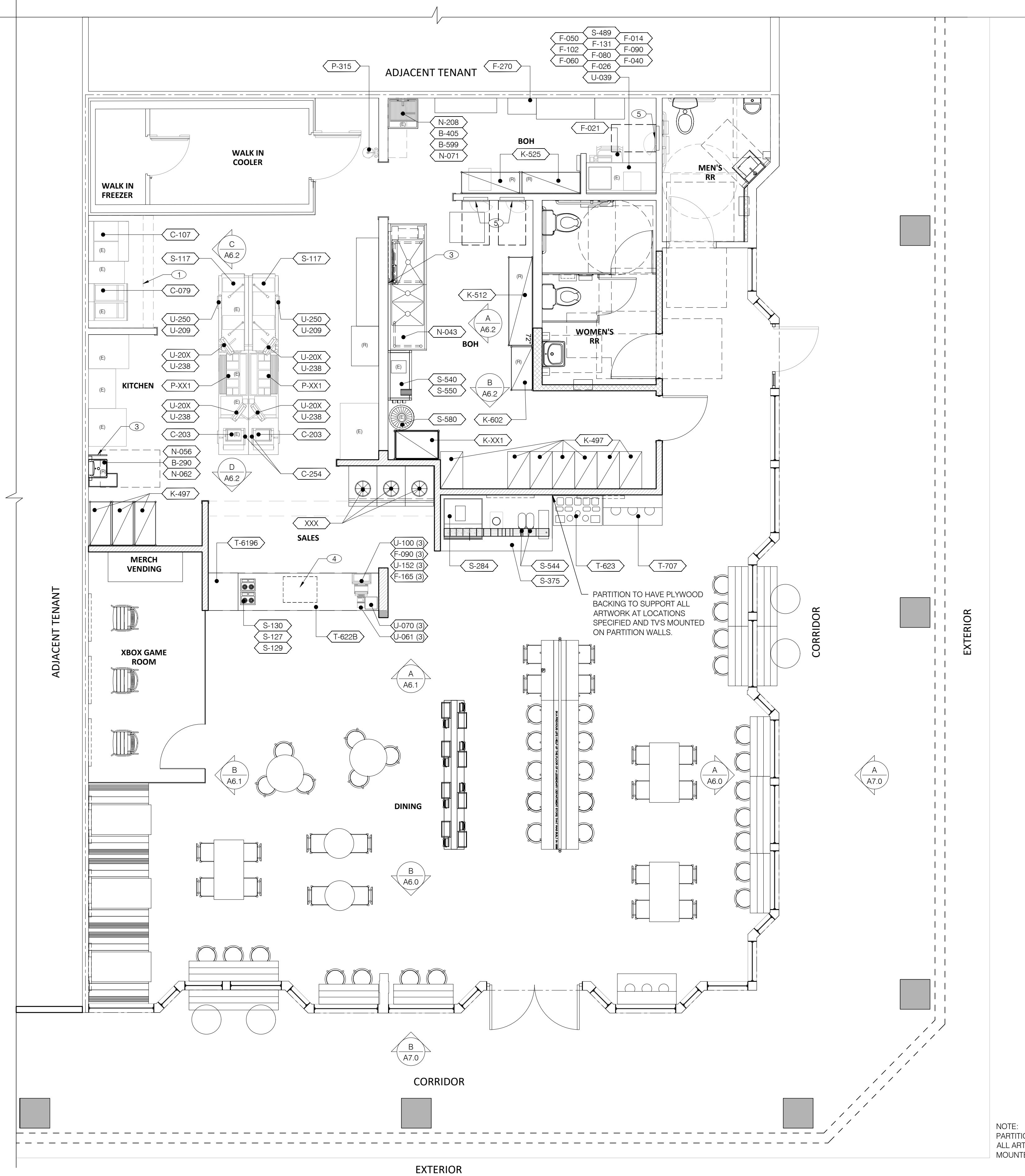
DATE: NOV-13-2019 CD SET

CONTRACT DATE:
 BUILDING GROUP: XXXXX
 FLOOR PLAN: XX-XX
 BRAND DESIGNER:
 SITE NUMBER:
 STORE NUMBER:

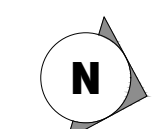
TACO BELL
 2415 SAN RAMON VALLEY BLVD #306
 SAN RAMON, CA 94583 USA



A1.2



NOTE:
PARTITION TO HAVE PLYWOOD BACKING TO SUPPORT ALL ARTWORK AT LOCATIONS SPECIFIED AND TVS MOUNTED ON PARTITION WALLS.



1. REFER SHEET A2.1 FOR EQUIPMENT AND FURNITURE SCHEDULE.

GENERAL NOTES NTS **C**

REMOVE THIS DISCLAIMER PRIOR TO PRINTING - REPLACE WITH CONSULTANT'S LOGO.

SEAL

DATE:	NOV-13-2019	CD SET

FURNITURE SCHEDULE NTS **B**

- ① HOOD FIRE SUPPRESSION SYSTEM (ANSUL R-102 OR EQUAL), EXISTING TO REMAIN.
- ② MAINTAIN 42" MIN CLEAR ACCESSIBLE AISLE, 32" AT DOORWAY AND CASIED OPENINGS.
- ③ SPLASH GAURD.
- ④ SAFE BENEATH COUNTER.
- ⑤ ELECTRIC PANELS, REFER TO ELECTRICAL SHEETS.

THESE DOCUMENTS ARE PROVIDED AS A CONSTRUCTION DOCUMENT TEMPLATE FOR THIS BUILDING TYPE. THESE DRAWINGS MUST BE REVIEWED AND ADAPTED BY A LICENSED ARCHITECT AND/OR ENGINEER TO MEET ALL STATE AND LOCAL JURISDICTIONAL REQUIREMENTS FOR SITE SPECIFIC PROJECTS. MODIFICATIONS THAT CHANGE THE IMAGE ELEMENTS OR KITCHEN OPERATIONS MUST BE APPROVED BY A YUM! BRANDS REGIONAL ARCHITECTURAL PARTNER (RAP) PRIOR TO CONSTRUCTION.


CONTRACT DATE:
BUILDING GROUP: XXXXX
FLOOR PLAN: XX-XX
BRAND DESIGNER:
SITE NUMBER:
STORE NUMBER:

TACO BELL
2415 SAN RAMON VALLEY BLVD #306
SAN RAMON, CA 94583 USA



SAN RAMON
EQUIPMENT PLAN & FURNITURE SCHEDULE

A2.0



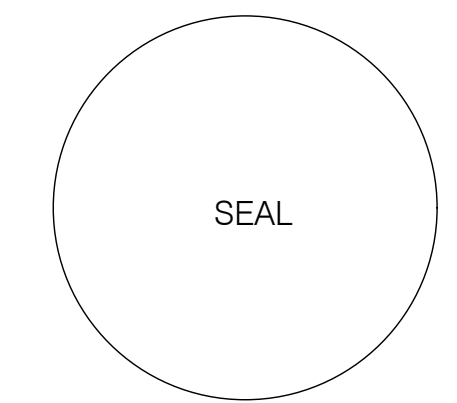
REFLECTED CEILING SCHEDULE

SYMBOL	MOUNTED HEIGHT @A.F.F.	DESCRIPTION	SPECIFICATIONS
		2' X 4' DIRECT/INDIRECT	
		1' X 4' LIGHT FIXTURES	
		2' X 4' LIGHT FIXTURES	
		4' FLORECENT LIGHT FIXTURES	
		S = FIRE SPRINKLER	
		CAMERA	
☒		EXHAUST FAN	
☐	10'-10" (FOH)/8'-4" (BOH)	HVAC RETURN AIR DIFFUSERS	
☒	10'-10" (FOH)/8'-4" (BOH)	HVAC DOWN THROW SUPPLY DIFFUSERS	
☐		EXIT SIGN	
		CEILING MOUNT SPEAKER	
		SMOKE DETECTOR	



THESE DOCUMENTS ARE PROVIDED AS A CONSTRUCTION DOCUMENT TEMPLATE FOR THIS BUILDING TYPE. THESE DRAWINGS MUST BE REVIEWED AND ADAPTED BY A LICENSED ARCHITECT AND/OR ENGINEER TO MEET ALL STATE AND LOCAL JURISDICTIONAL REQUIREMENTS FOR SITE SPECIFIC PROJECTS. MODIFICATIONS THAT CHANGE THE IMAGE ELEMENTS OR KITCHEN OPERATIONS MUST BE APPROVED BY A YUM! BRANDS REGIONAL ARCHITECTURAL PARTNER (RAP) PRIOR TO CONSTRUCTION.

REMOVE THIS DISCLAIMER PRIOR TO PRINTING - REPLACE WITH CONSULTANT'S LOGO.

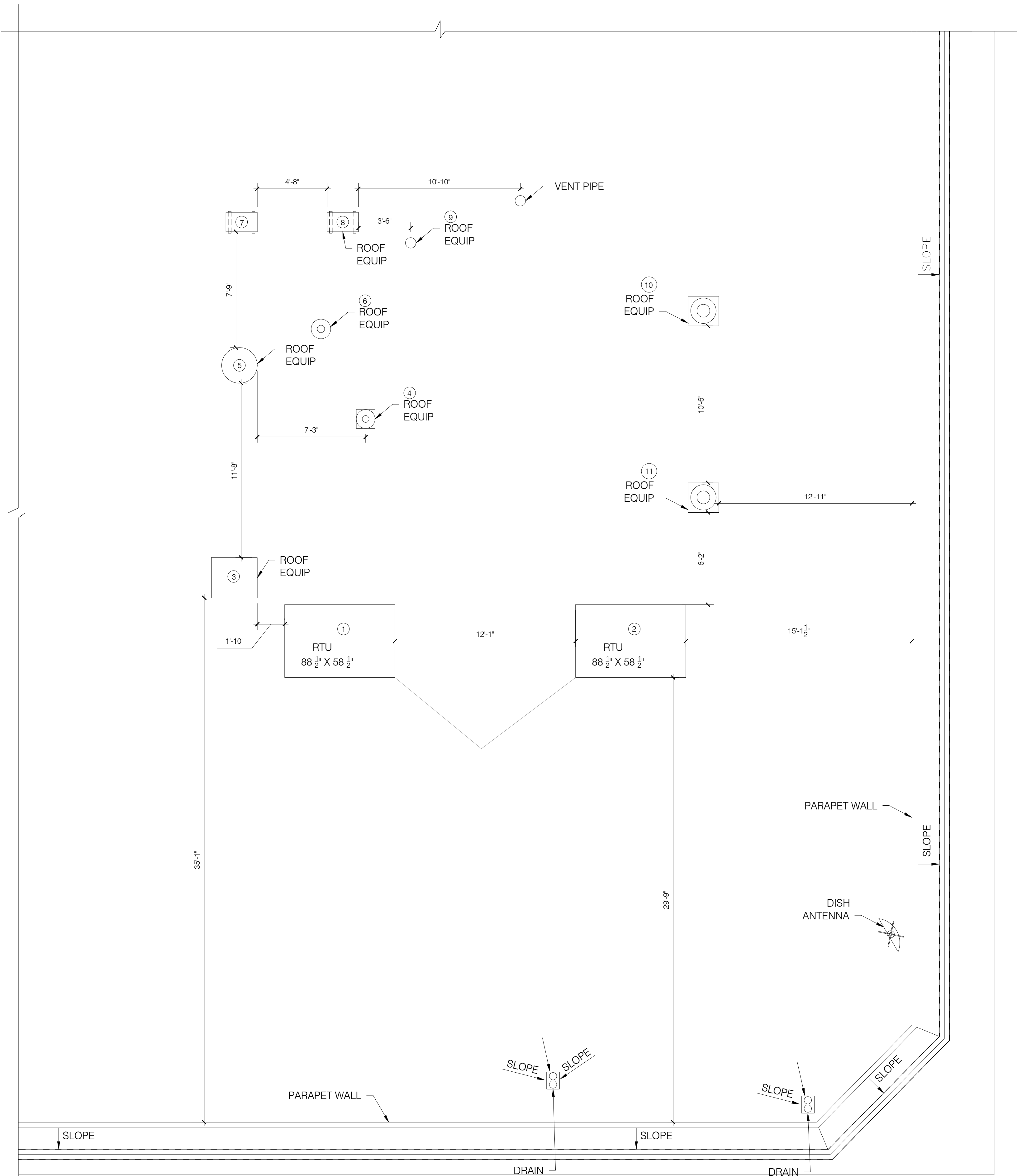


DATE: NOV-13-2019 CD SET

CONTRACT DATE:
 BUILDING GROUP: XXXXX
 FLOOR PLAN: XX-XX
 BRAND DESIGNER:
 SITE NUMBER:
 STORE NUMBER:

TACO BELL
 2415 SAN RAMON VALLEY BLVD #306
 SAN RAMON, CA 94583 USA





#	DESCRIPTION	MANUFACTURER	MODEL TYPE	ADDITIONAL SPEC.	DIMENSIONS
RTU1	ROOF TOP UNIT - 1	YORK	ZH10210N2AAABA	S/N: N1H1251782	88-1/2" X 58-1/2"
RTU2	ROOF TOP UNIT - 2	YORK	ZH10210N2AAABA	S/N: N1H1259210	88-1/2" X 58-1/2"
RTU3	ROOF TOP UNIT - 3	YORK	ZH10210N2AAABA	S/N: N1H1259210	88-1/2" X 58-1/2"
9F-1	WOOD VENTILATOR	CARRIVE AIRE	A310 58X18		17/8" X 36"
9F-2	WOOD VENTILATOR	CARRIVE AIRE	NCA24PFA	PART NUMBER 0015903E96-48PK	36" DIA
01-1	CONDENSING UNIT - WALK-IN	REDI	DFC-198L99M-OP-3		36" X 32-1/2"
01-2	CONDENSING UNIT - WALK-IN	REDI	DFC-198L99M-OP-3		36" X 32-1/2"
0F-2	KITCHEN VENTILATOR	COOK	100-42RUL 100R150L		18" DIA
0F-3	BATHROOM VENTILATOR	TWIN CITY FAN COMPANIES LTD	BCRD085D3D1B4	I11-000000051E08	18" DIA

ROOF SCHEDULE	NTS	C
----------------------	-----	----------

NOT USED	NTS	B
-----------------	-----	----------

NOT USED	NTS	A
-----------------	-----	----------

ROOF PLAN

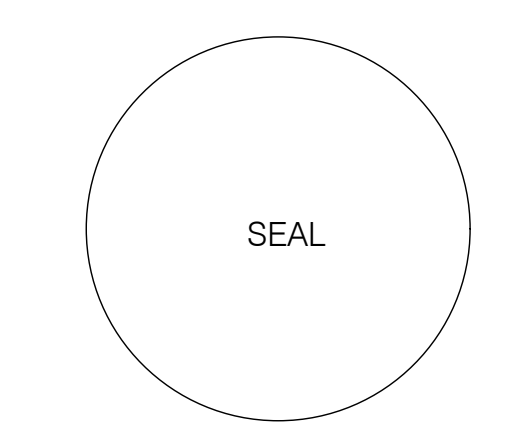
1/4" = 1'-0"

D



THESE DOCUMENTS ARE PROVIDED AS A CONSTRUCTION DOCUMENT TEMPLATE FOR THIS BUILDING TYPE. THESE DRAWINGS MUST BE REVIEWED AND ADAPTED BY A LICENSED ARCHITECT AND/OR ENGINEER TO MEET ALL STATE AND LOCAL JURISDICTIONAL REQUIREMENTS FOR SITE SPECIFIC PROJECTS. MODIFICATIONS THAT CHANGE THE IMAGE ELEMENTS OR KITCHEN OPERATIONS MUST BE APPROVED BY A YUM! BRANDS REGIONAL ARCHITECTURAL PARTNER (RAP) PRIOR TO CONSTRUCTION.

REMOVE THIS DISCLAIMER PRIOR TO PRINTING - REPLACE WITH CONSULTANT'S LOGO.



DATE: NOV-13-2019 | CD SET

CONTRACT DATE:
BUILDING GROUP: XXXXX
FLOOR PLAN: XX-XX
BRAND DESIGNER:
SITE NUMBER:
STORE NUMBER:

TACO BELL
2415 SAN RAMON VALLEY BLVD #306
SAN RAMON, CA 94583 USA



SAN RAMON ROOF PLAN

A5.0

- 1 10" AXIOM TRIM
- 2 NO SMOKING SIGN
- 3 INSTALL PIN MOUNTED EXIT SIGN. REFERENCE ELECTRICAL SHEETS FOR HEIGHT.
- 4 1x4" CHAIR RAIL/ WOOD TRIM.
- 5 WALL TILE TO GYP. TRANSITION.
- 6 PARTIAL HEIGHT WALL WITH SS CAP.
- 7 METAL TRIM AT SEAMS OF WAINSCOT. ALL SEAMS @ 4'-0" O.C.
- 8 ARTWORK/ MURAL WALL AND 1x1 TRIM SURROUND. REFER TO ARTWORK CATALOG FOR ARTWORK/ MURAL SELECTIONS AND OPTIONS. CATALOG CAN BE DOWNLOADED FROM TACOBELLPLANS.COM
- 9 SS CORNER/ END WALL CHANNEL GUARD, FULL HEIGHT.



KEY NOTES

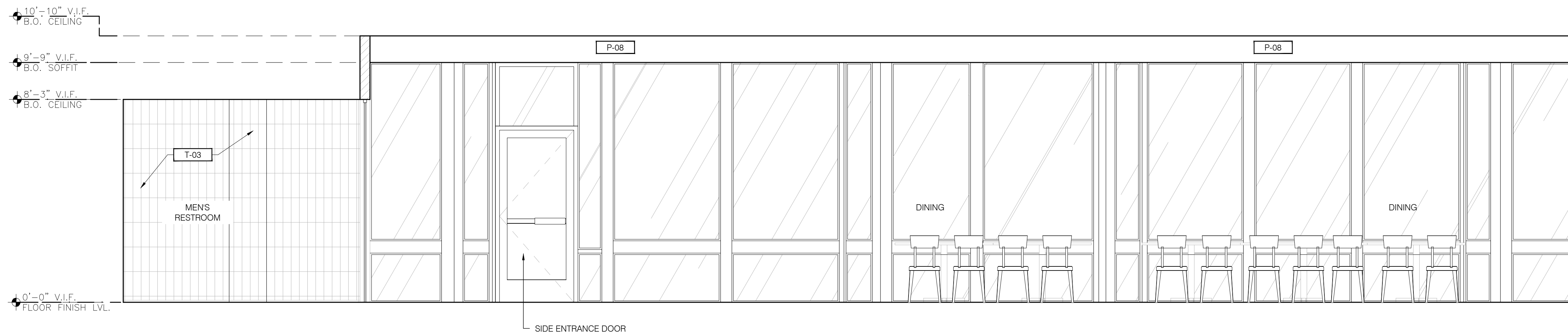
NTS

C

INTERIOR ELEVATIONS - MAIN ENTRANCE

3/8" = 1'-0"

B



INTERIOR ELEVATIONS - DINING

3/8" = 1'-0"

A

THESE DOCUMENTS ARE PROVIDED AS A CONSTRUCTION DOCUMENT TEMPLATE FOR THIS BUILDING TYPE. THESE DRAWINGS MUST BE REVIEWED AND ADAPTED BY A LICENSED ARCHITECT AND/OR ENGINEER TO MEET ALL STATE AND LOCAL JURISDICTIONAL REQUIREMENTS FOR SITE SPECIFIC PROJECTS. MODIFICATIONS THAT CHANGE THE IMAGE ELEMENTS OR KITCHEN OPERATIONS MUST BE APPROVED BY A YUM! BRANDS REGIONAL ARCHITECTURAL PARTNER (RAP) PRIOR TO CONSTRUCTION.

REMOVE THIS DISCLAIMER PRIOR TO PRINTING
REPLACE WITH CONSULTANT'S LOGO.



DATE: NOV-13-2019 CD SET

CONTRACT DATE:
BUILDING GROUP: XXXXX
FLOOR PLAN: XX-XX
BRAND DESIGNER:
SITE NUMBER:
STORE NUMBER:

TACO BELL
2415 SAN RAMON VALLEY BLVD #306
SAN RAMON, CA 94583 USA

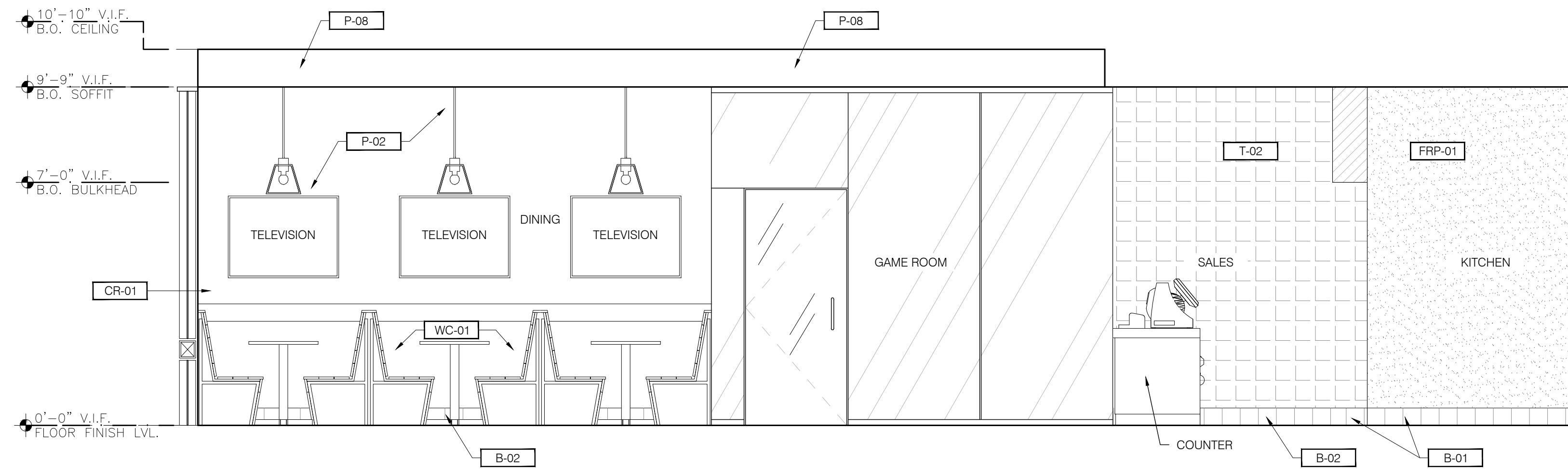


SAN RAMON

INTERIOR ELEVATIONS @ DINING

A6.0

- 1 10" AXIOM TRIM
- 2 NO SMOKING SIGN
- 3 INSTALL PIN MOUNTED EXIT SIGN. REFERENCE ELECTRICAL SHEETS FOR HEIGHT.
- 4 1x4" CHAIR RAIL/ WOOD TRIM.
- 5 WALL TILE TO GYP. TRANSITION.
- 6 PARTIAL HEIGHT WALL WITH SS CAP.
- 7 METAL TRIM AT SEAMS OF WAINSCOT. ALL SEAMS @ 4'-0" O.C.
- 8 ARTWORK/ MURAL WALL AND 1x1 TRIM SURROUND. REFER TO ARTWORK CATALOG FOR ARTWORK/ MURAL SELECTIONS AND OPTIONS. CATALOG CAN BE DOWNLOADED FROM TACOBELLPLANS.COM
- 9 SS CORNER/ END WALL CHANNEL GUARD, FULL HEIGHT.



KEY NOTES

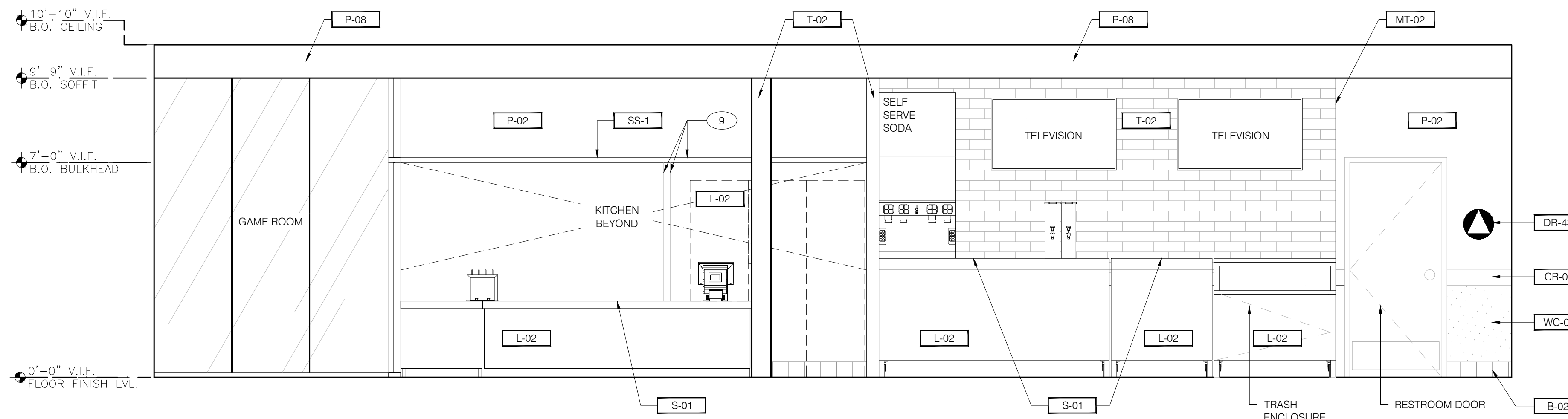
NTS

C

INTERIOR ELEVATIONS - DINING

3/8" = 1'-0"

B



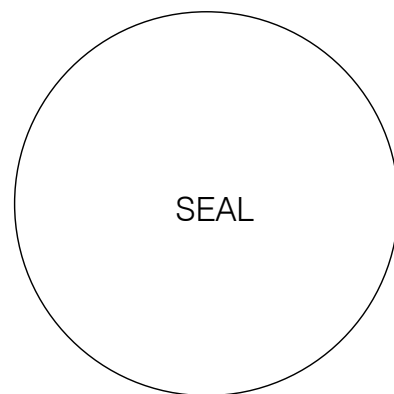
INTERIOR ELEVATIONS - SALES/COUNTER

3/8" = 1'-0"

A

THESE DOCUMENTS ARE PROVIDED AS A CONSTRUCTION DOCUMENT TEMPLATE FOR THIS BUILDING TYPE. THESE DRAWINGS MUST BE REVIEWED AND ADAPTED BY A LICENSED ARCHITECT AND/OR ENGINEER TO MEET ALL STATE AND LOCAL JURISDICTIONAL REQUIREMENTS FOR SITE SPECIFIC PROJECTS. MODIFICATIONS THAT CHANGE THE IMAGE ELEMENTS OR KITCHEN OPERATIONS MUST BE APPROVED BY A YUM! BRANDS REGIONAL ARCHITECTURAL PARTNER (RAP) PRIOR TO CONSTRUCTION.

REMOVE THIS DISCLAIMER PRIOR TO PRINTING
REPLACE WITH CONSULTANT'S LOGO.



DATE: NOV-13-2019 CD SET

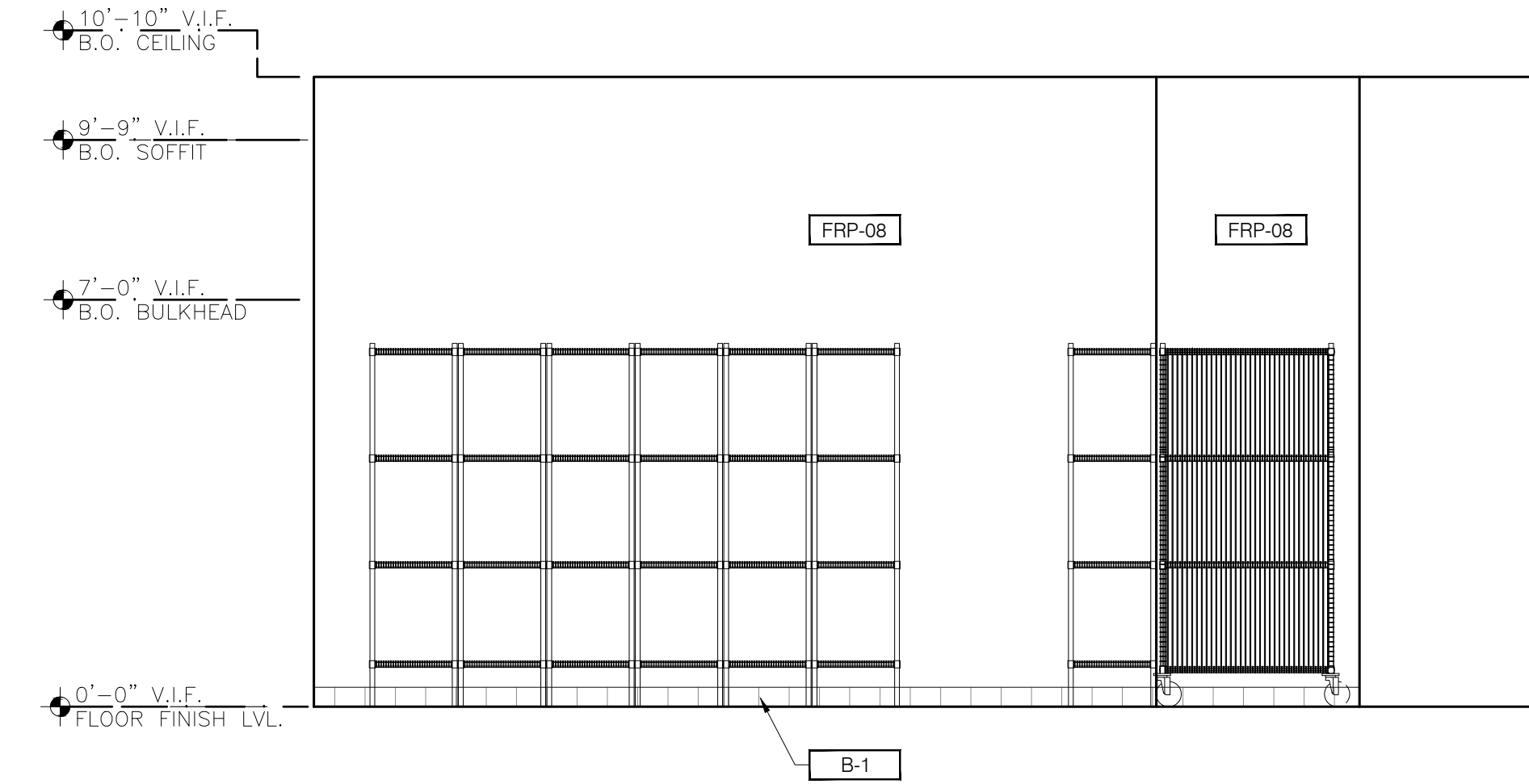
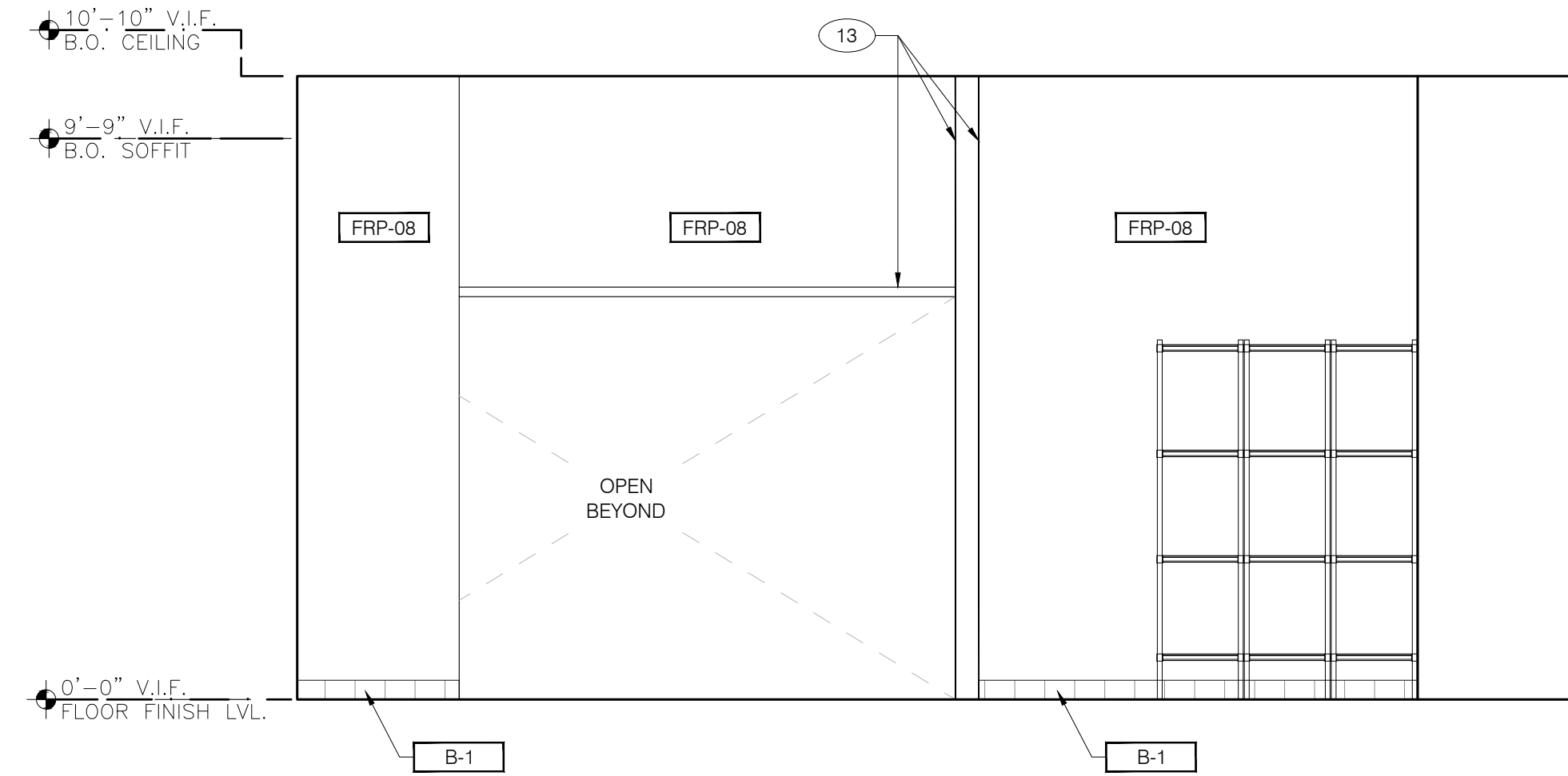
CONTRACT DATE:
BUILDING GROUP: XXXXX
FLOOR PLAN: XX-XX
BRAND DESIGNER:
SITE NUMBER:
STORE NUMBER:

TACO BELL
2415 SAN RAMON VALLEY BLVD #306
SAN RAMON, CA 94583 USA



INTERIOR ELEVATIONS @ DINING A6.1

- 1 SS PANEL HOOD BEHIND.
- 2 J-BOX AND OUTLET INCLUDED WITH HOOD. INSET WITH FLUSH WITH FACE OF HOOD.
- 3 SHELF BY G.C. FINISH WITH PLASTIC LAMINATE L-10.
- 4 12" PHONE DISTRIBUTION BOX. OWNER PROVIDED AND INSTALLED.
- 5 SS CHASE FOR SYRUP LINES & ICE MACHINE REFRIGERANT LINES.
- 6 SMOKE DETECTOR WITH RESET SWITCH.
- 7 6" HIGH WATER HEATER PLATFORM.
- 8 ALERT LIGHT BOX FOR 3 COMP. POWER SOAK.
- 9 NO SMOKING SIGN
- 10 TECH-IN-BOX. TO PROVIDE BLOCKING WHERE REQUIRED.
- 11 WIRING CABINET BY POS PROVIDER.
- 12 TELEPHONE TERMINAL BOARD.
- 13 SS CORNER/END WALL CHANNEL, FULL HEIGHT.



KEY NOTES

NTS

E

BOH ELEVATION - 3

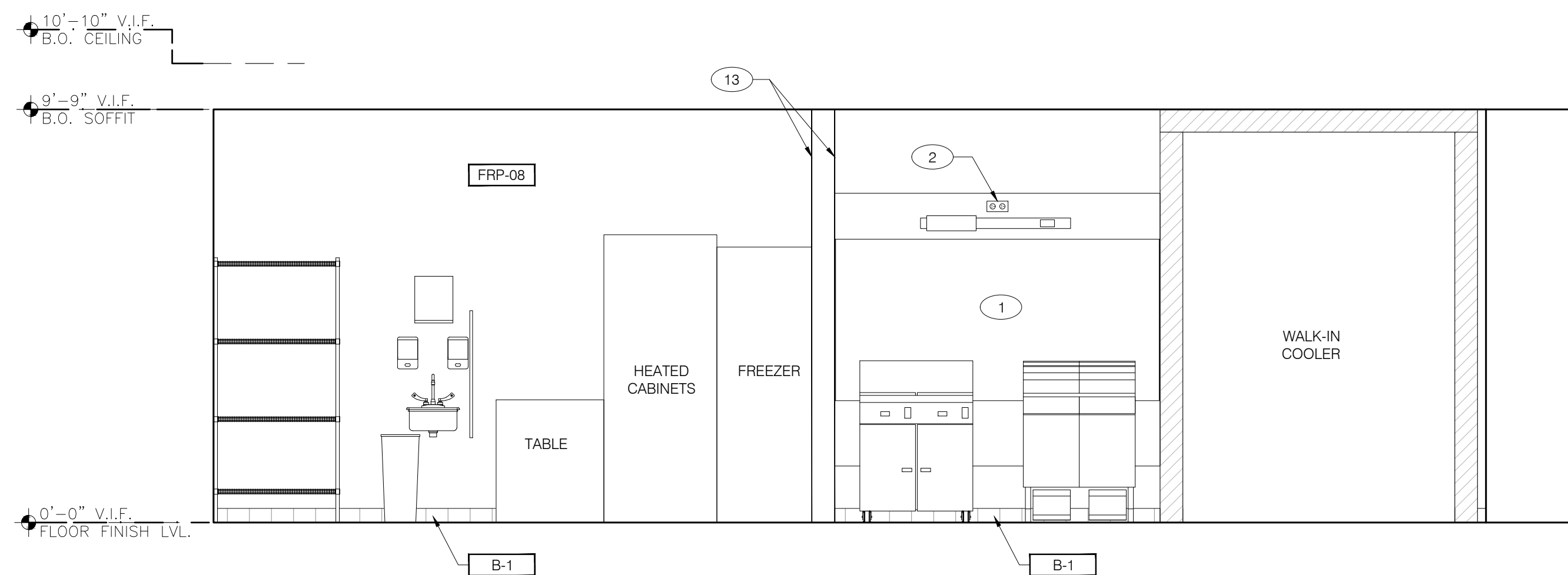
3/8" = 1'-0"

D

BOH ELEVATION - 1

3/8" = 1'-0"

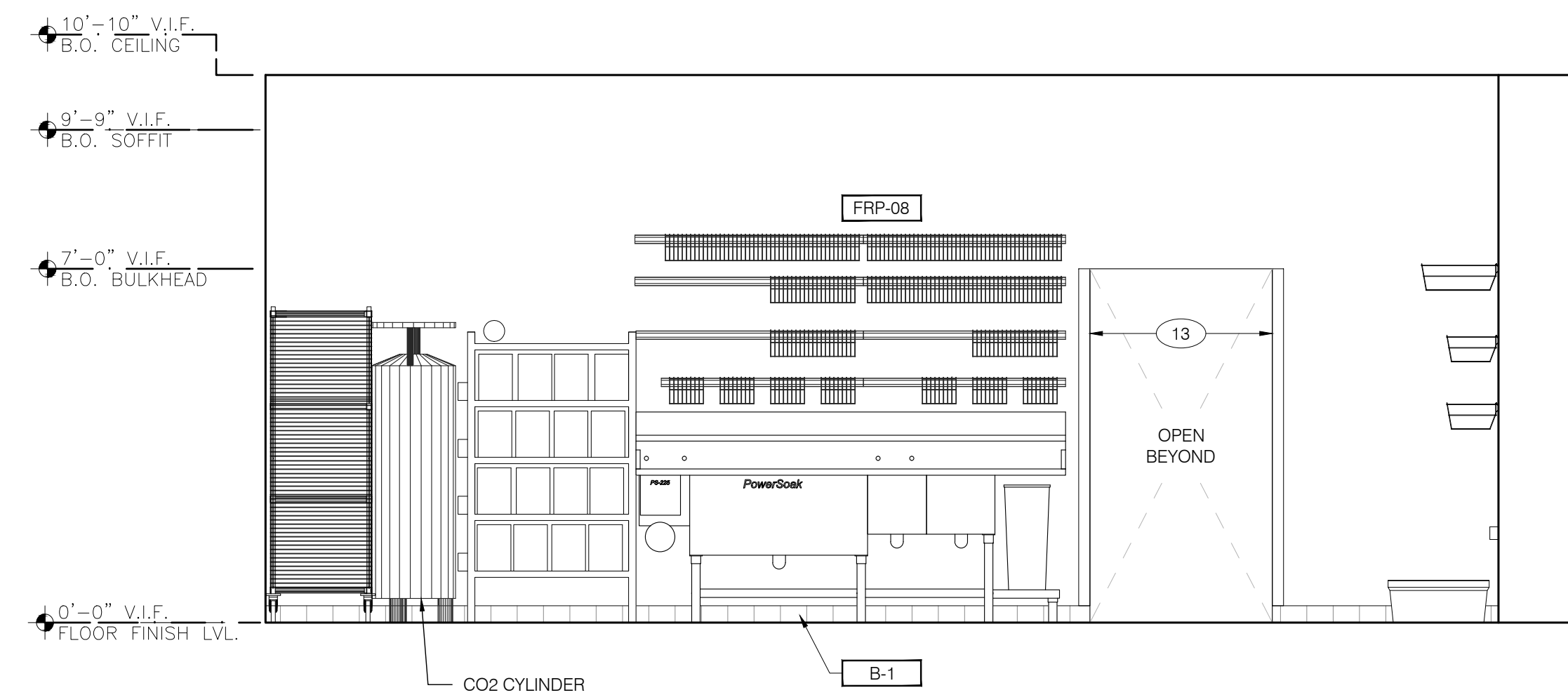
B



BOH ELEVATION - 4

3/8" = 1'-0"

C



BOH ELEVATION - 2

3/8" = 1'-0"

A

THESE DOCUMENTS ARE PROVIDED AS A CONSTRUCTION DOCUMENT TEMPLATE FOR THIS BUILDING TYPE. THESE DRAWINGS MUST BE REVIEWED AND ADAPTED BY A LICENSED ARCHITECT AND/OR ENGINEER TO MEET ALL STATE AND LOCAL JURISDICTIONAL REQUIREMENTS FOR SITE SPECIFIC PROJECTS. MODIFICATIONS THAT CHANGE THE IMAGE ELEMENTS OR KITCHEN OPERATIONS MUST BE APPROVED BY A YUM! BRANDS REGIONAL ARCHITECTURAL PARTNER (RAP) PRIOR TO CONSTRUCTION.

REMOVE THIS DISCLAIMER PRIOR TO PRINTING
REPLACE WITH CONSULTANT'S LOGO.



DATE: NOV-13-2019 CD SET

CONTRACT DATE:
BUILDING GROUP: XXXXX
FLOOR PLAN: XX-XX
BRAND DESIGNER:
SITE NUMBER:
STORE NUMBER:

TACO BELL
2415 SAN RAMON VALLEY BLVD #306
SAN RAMON, CA 94583 USA



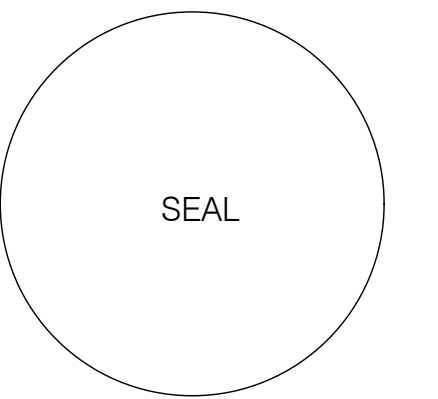
SAN RAMON

INTERIOR ELEVATIONS @ BOH / KITCHEN

A6.2

THESE DOCUMENTS ARE PROVIDED AS A CONSTRUCTION DOCUMENT TEMPLATE FOR THIS BUILDING TYPE. THESE DRAWINGS MUST BE REVIEWED AND ADAPTED BY A LICENSED ARCHITECT AND/OR ENGINEER TO MEET ALL STATE AND LOCAL JURISDICTIONAL REQUIREMENTS FOR SITE SPECIFIC PROJECTS. MODIFICATIONS THAT CHANGE THE IMAGE ELEMENTS OR KITCHEN OPERATIONS MUST BE APPROVED BY A YUM! BRANDS REGIONAL ARCHITECTURAL PARTNER (RAP) PRIOR TO CONSTRUCTION.

REMOVE THIS DISCLAIMER PRIOR TO PRINTING - REPLACE WITH CONSULTANT'S LOGO.



DATE: NOV-13-2019 CD SET

CONTRACT DATE:
 BUILDING GROUP: XXXXX
 FLOOR PLAN: XX-XX
 BRAND DESIGNER:
 SITE NUMBER:
 STORE NUMBER:

TACO BELL
 2415 SAN RAMON VALLEY BLVD #306
 SAN RAMON, CA 94583 USA



MISCELLANEOUS:
 A. SEE SHT. A1.1 WINDOW TYPES FOR WINDOW ELEVATIONS.
 B. SEE SHT. A1.1 DOOR TYPES FOR DOOR ELEVATIONS.

SEALERS (REFER TO SPECS):
 A. SEALANT AT ALL WALL AND ROOF PENETRATIONS.
 B. SEALANT AT WINDOW AND DOOR FRAMES AT HEAD AND JAMB. DO NOT SEAL SILL @ WINDOWS.
 C. APPLY NEOPRENE GASKET (CONT.) BETWEEN BUILDING & CANOPY.


"CRITICAL" DIMENSIONS:
 A. REQUIRED CLEAR OPENING WIDTH TO ENSURE COORDINATION WITH STANDARD SIGNAGE/ BUILDING ELEMENTS DIMENSIONS.

NOTE: NO EXTERIOR SIGNS ARE WITHIN SCOPE OF WORK COVERED BY THE BUILDING PERMIT APPLICATION. THE GENERAL CONTRACTOR SHALL BE RESPONSIBLE FOR COORDINATION OF THE INSTALLATION OF ALL EXTERIOR SIGNS AND INSTALLATION OF REQUIRED BLOCKING AND ELECTRICAL CONNECTIONS FOR FINAL APPROVED SIGNS.

GENERAL ELEV. NOTES NTS **D**

- 1 BUILDING SIGN BY SIGN VENDOR, REQUIRES ELECTRICAL. REF. ELECTRICAL SHEETS.
- 2 EXISTING EXTERIOR FINISHES TO REMAIN.
- 3 NEW GLAZING TO MATCH EXISTING.

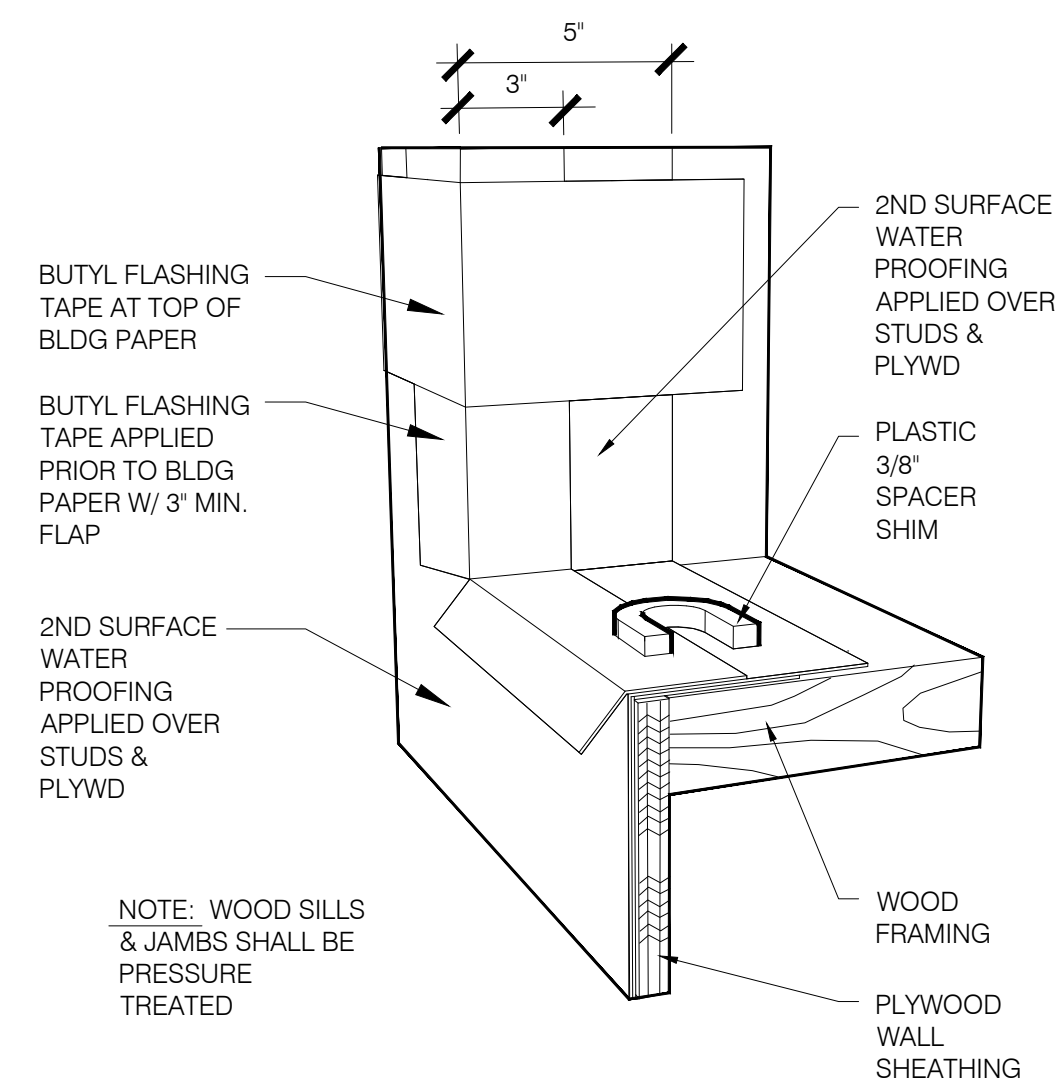
KEY NOTES NTS **C**



EXTERIOR ELEVATION AT MAIN STOREFRONT ENTRANCE 3/8" = 1'-0" **B**

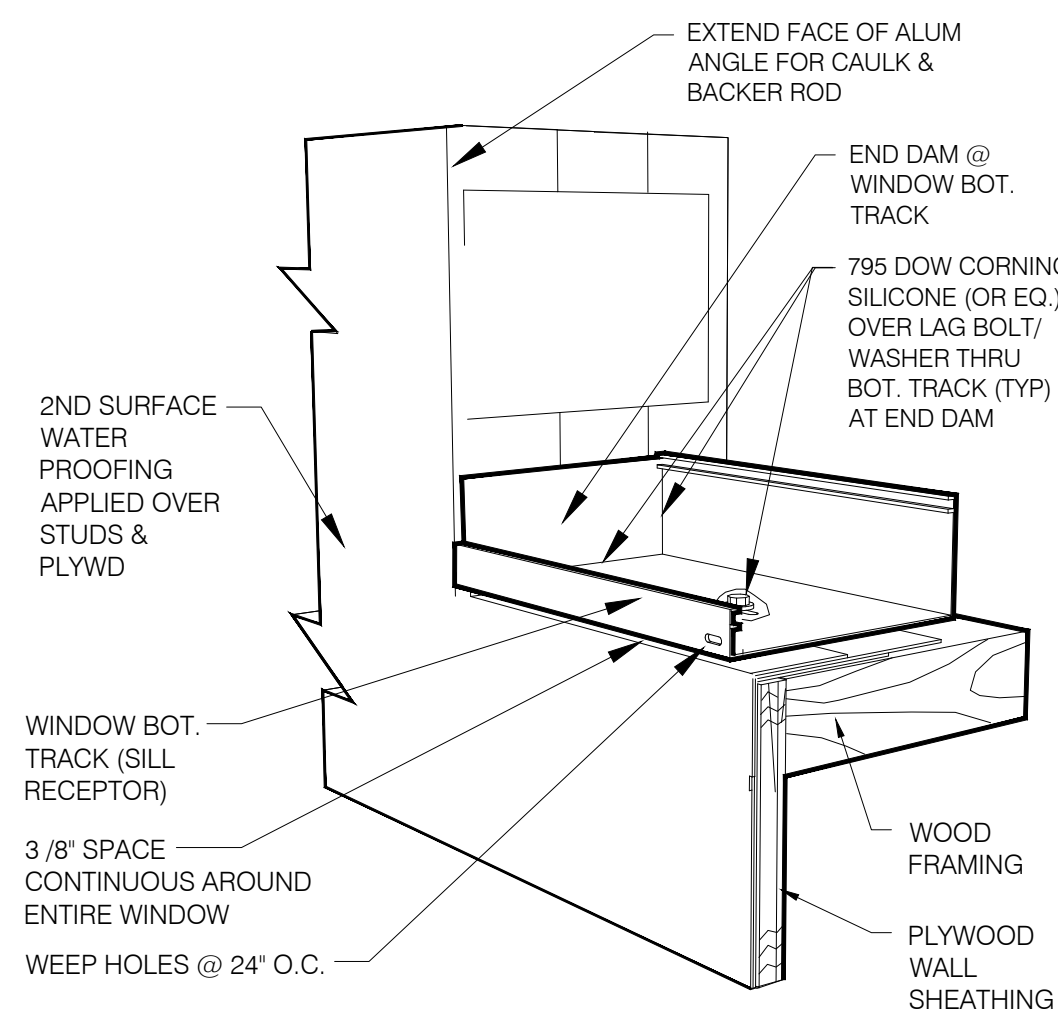


EXTERIOR ELEVATION AT SIDE STOREFRONT 3/8" = 1'-0" **A**



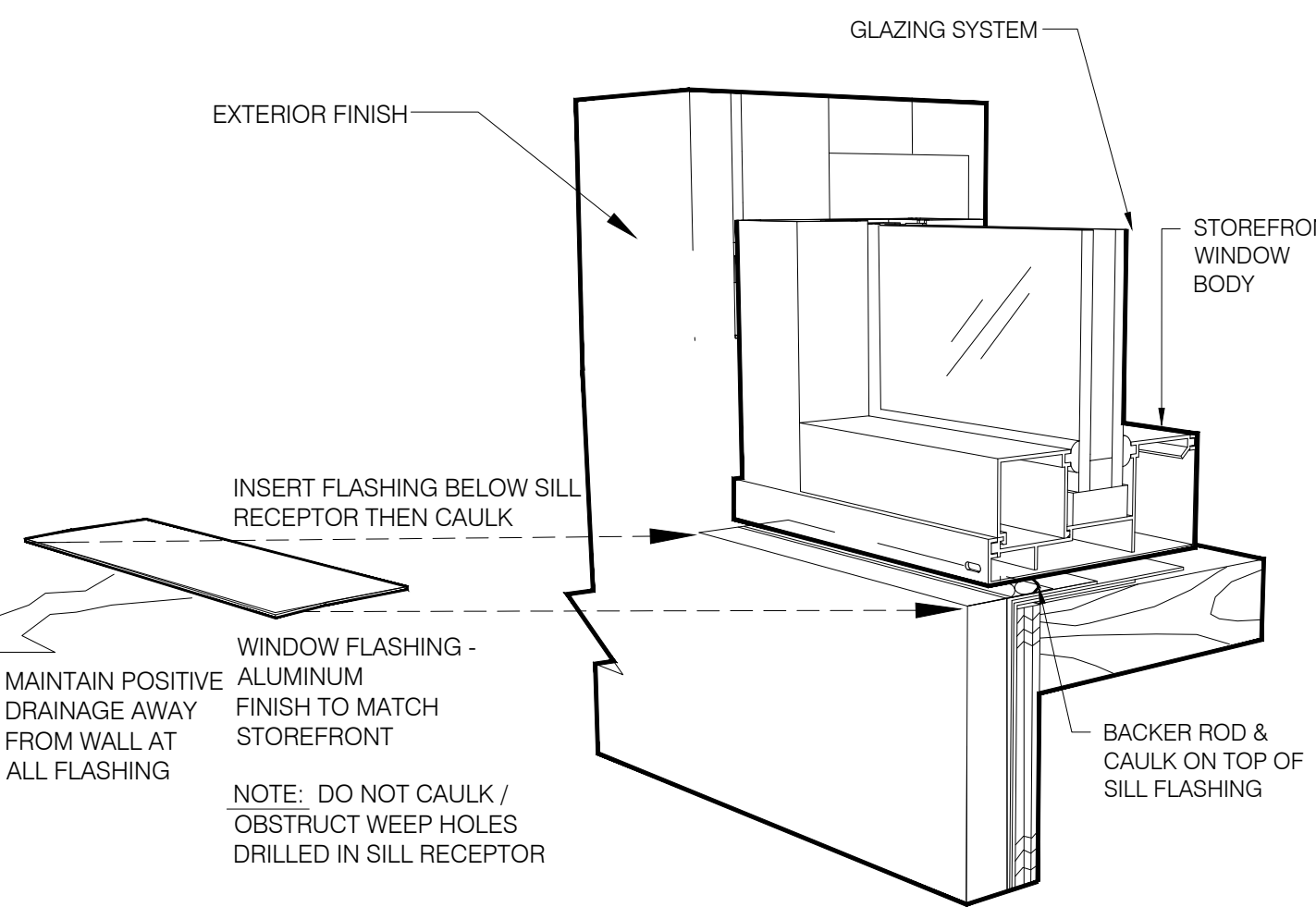
WATER PROOFING ROUGH OPENING

AFTER FRAMING 2ND SURFACE WATER PROOFING PER EIFS MANUFACTURER. ADD FLASHING TAPE AROUND THE ROUGH OPENING FOR THE WINDOW AND DOOR OPENING



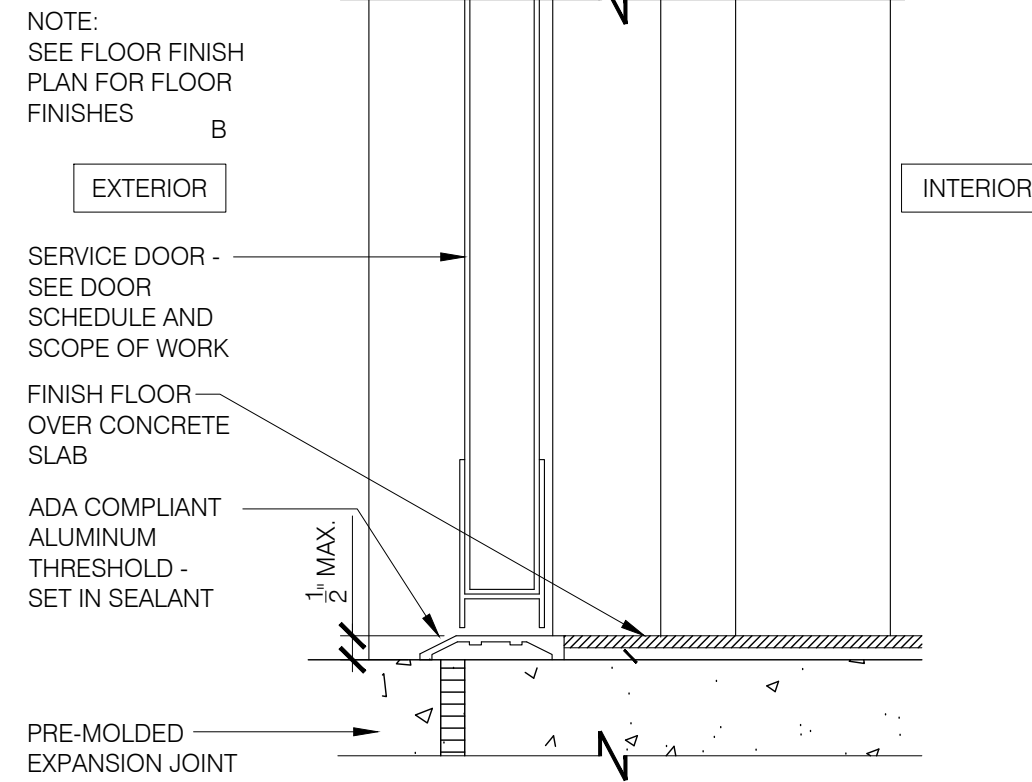
ADD SILL RECEPTOR AND END DAM

THIS DIAGRAM SHOWS THE APPLICATION OF SILL RECEPTOR. USE 100% PURE ISOPROPYL ALCOHOL TO CLEAN METAL SURFACE PRIOR TO APPLYING SILICONE.



COMPLETING WINDOW SYSTEM

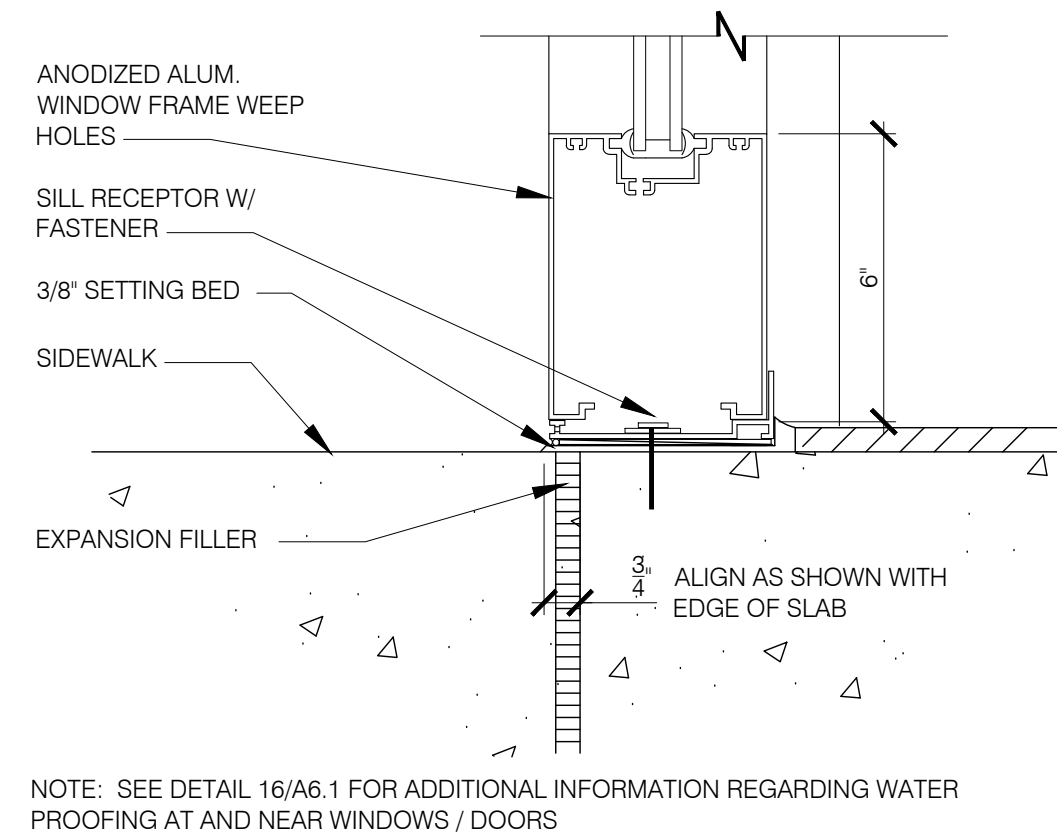
SET STOREFRONT WINDOW, APPLY EIFS SYSTEM AND THEN ADD WINDOW FLASHING OVER TOP OF EIFS AT WINDOW SILL



THRESHOLD @ SERVICE DOOR

3" = 1'-0"

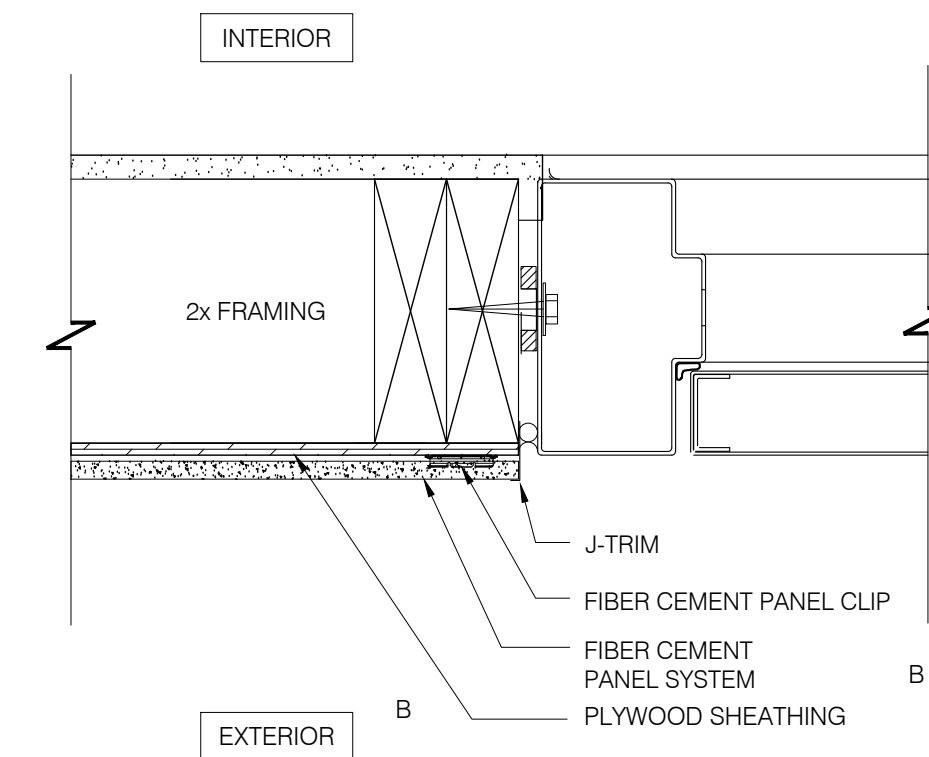
F



SILL @ FULL HEIGHT OPENINGS

3" = 1'-0"

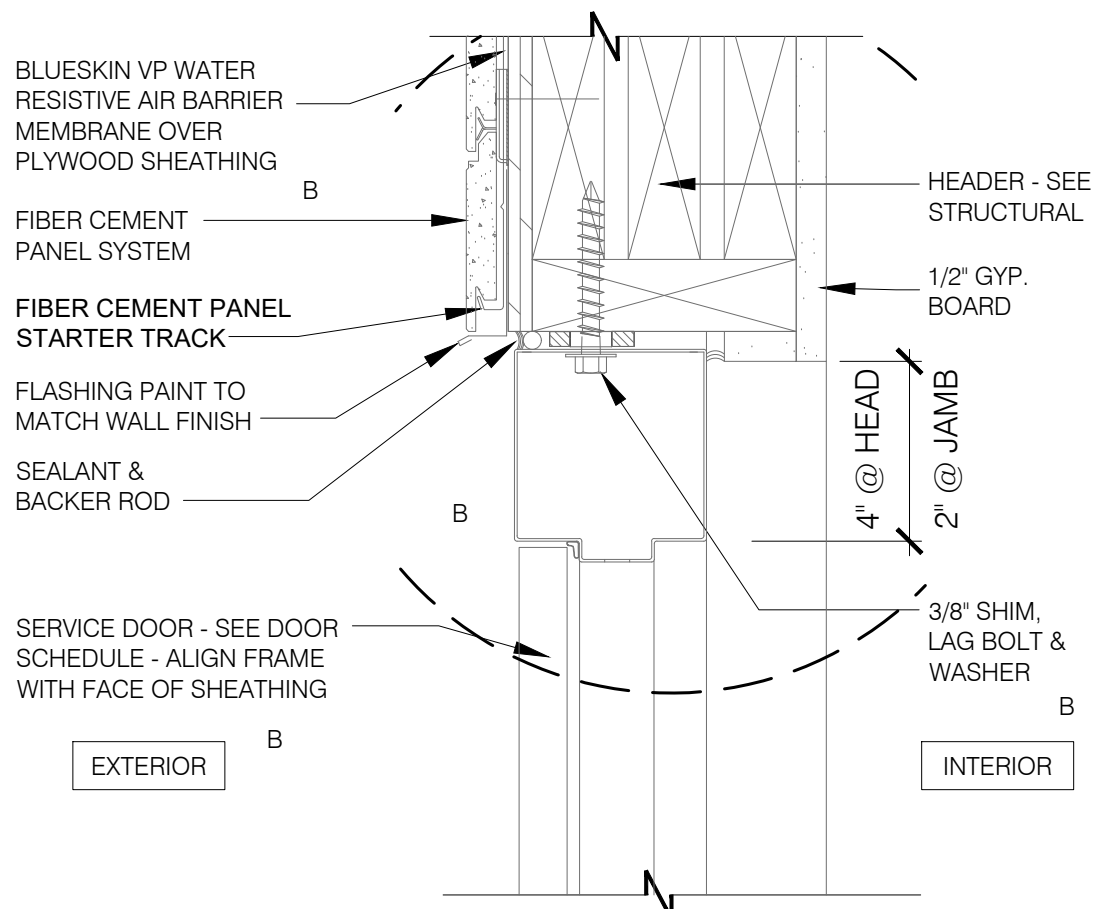
H



JAMB @ SERVICE DOOR

3" = 1'-0"

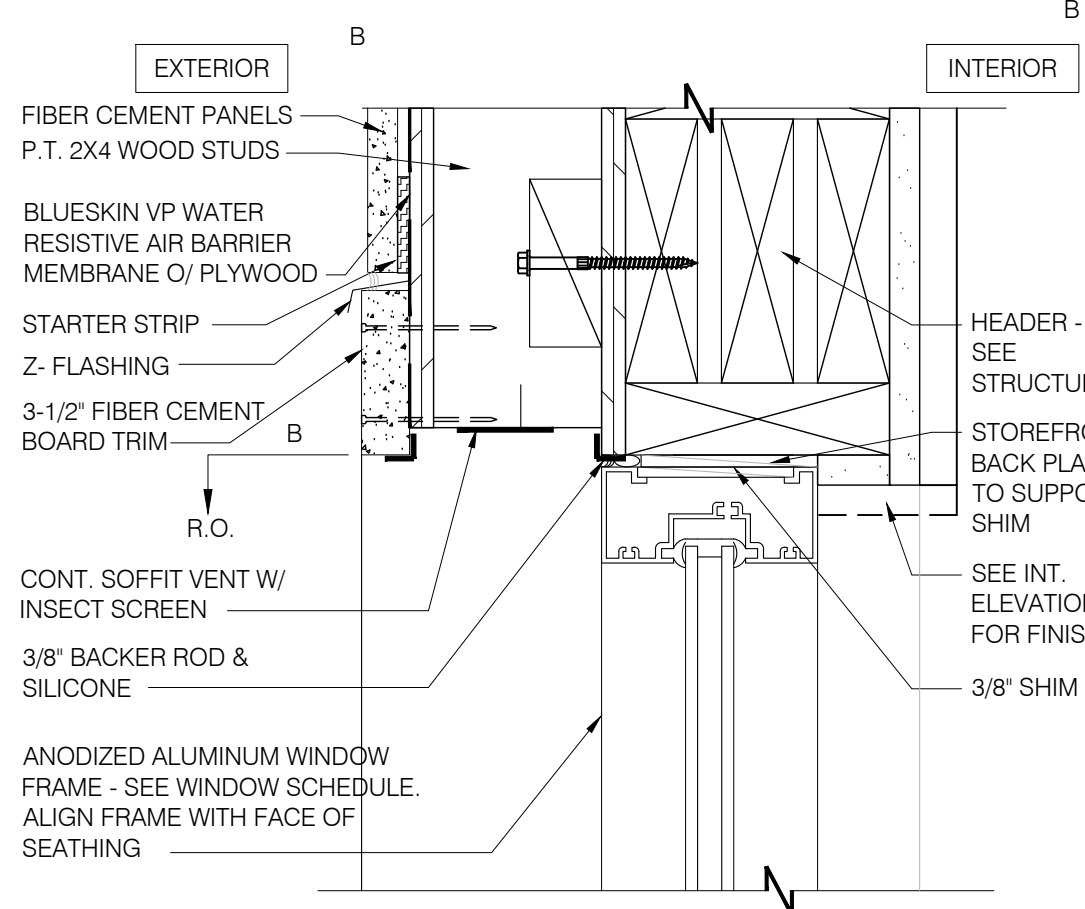
E



HEAD @ SERVICE DOOR

3" = 1'-0"

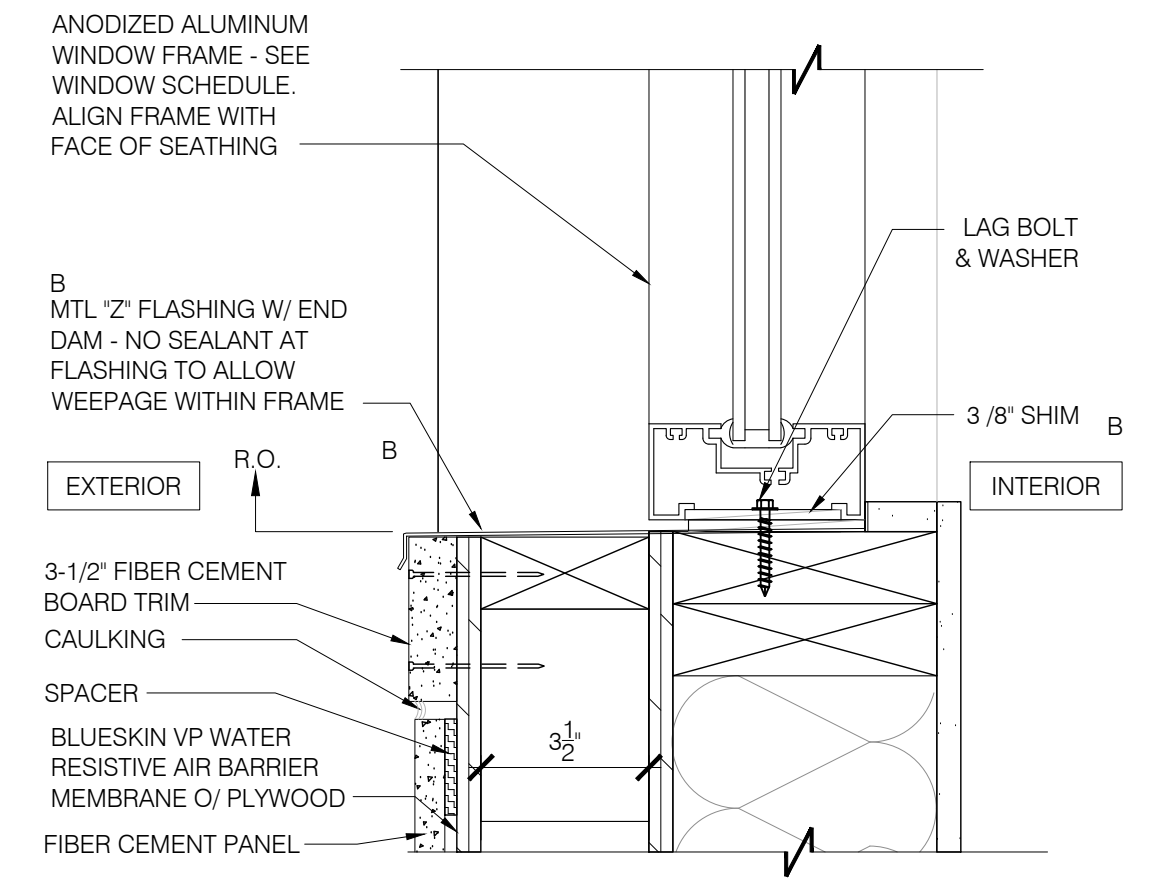
G



TYPICAL WINDOW HEAD

3" = 1'-0"

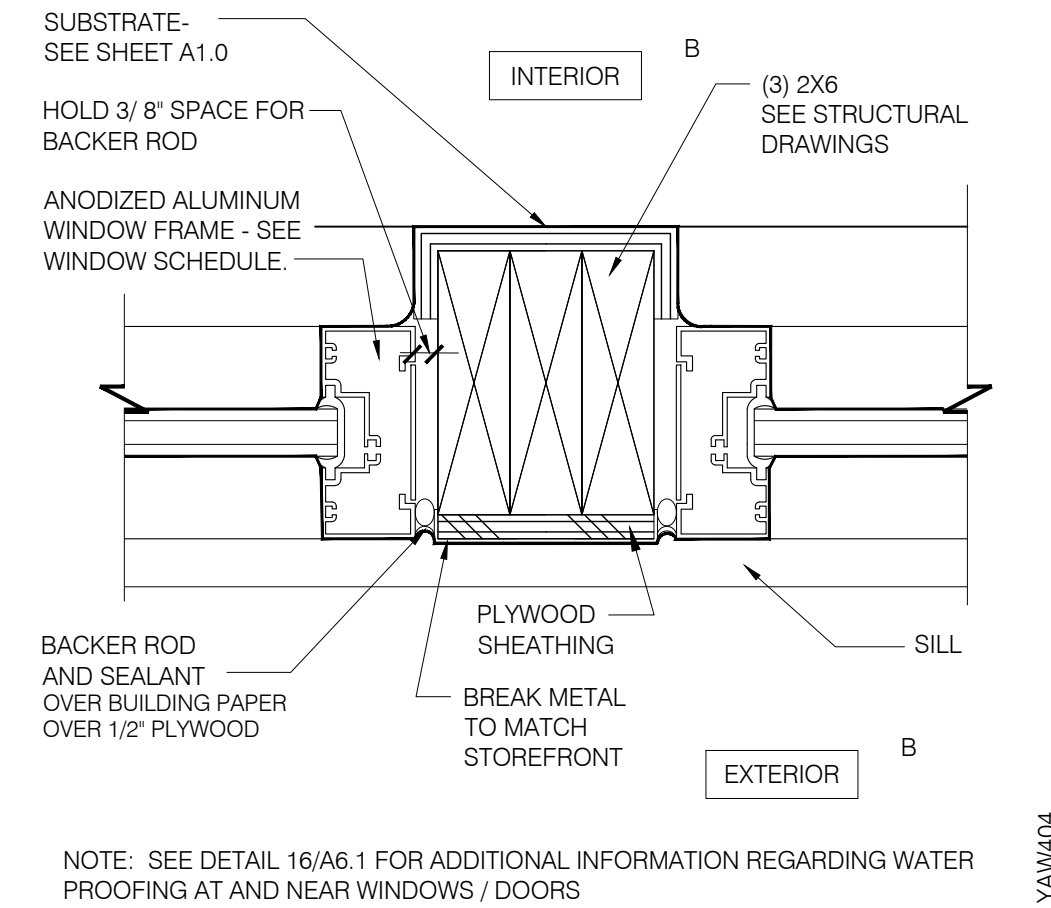
D



TYPICAL WINDOW SILL

3" = 1'-0"

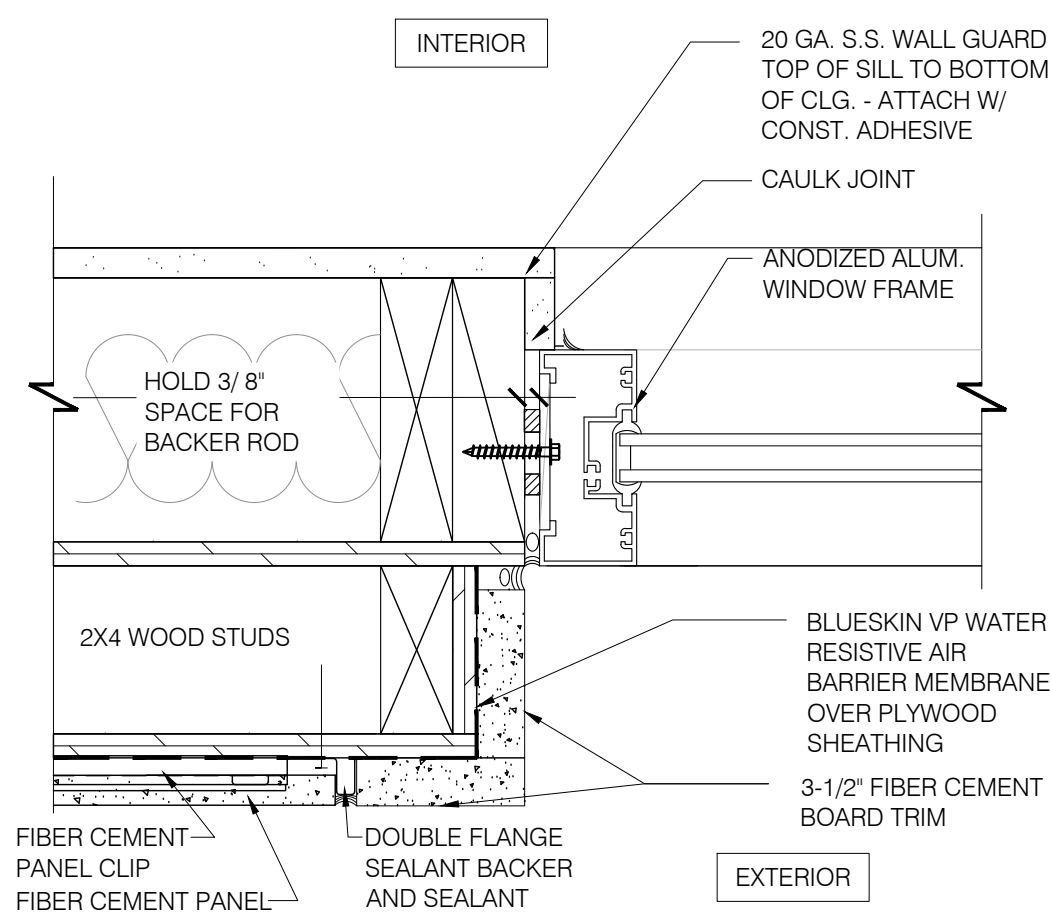
C



STOREFRONT JAMB DETAIL

3" = 1'-0"

B



STOREFRONT JAMB DETAIL

3" = 1'-0"

A

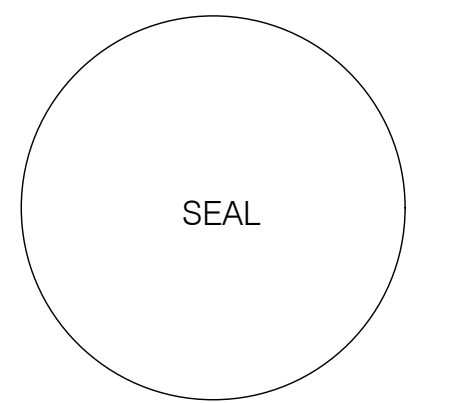
TYPICAL WINDOW WALL WATER PROOFING

3" = 1'-0"

K

THESE DOCUMENTS ARE PROVIDED AS A CONSTRUCTION DOCUMENT TEMPLATE FOR THIS BUILDING TYPE. THESE DRAWINGS MUST BE REVIEWED AND ADAPTED BY A LICENSED ARCHITECT AND/OR ENGINEER TO MEET ALL STATE AND LOCAL JURISDICTIONAL REQUIREMENTS FOR SITE SPECIFIC PROJECTS. MODIFICATIONS THAT CHANGE THE IMAGE ELEMENTS OR KITCHEN OPERATIONS MUST BE APPROVED BY A YUM! BRANDS REGIONAL ARCHITECTURAL PARTNER (RAP) PRIOR TO CONSTRUCTION.

REMOVE THIS DISCLAIMER PRIOR TO PRINTING - REPLACE WITH CONSULTANT'S LOGO.



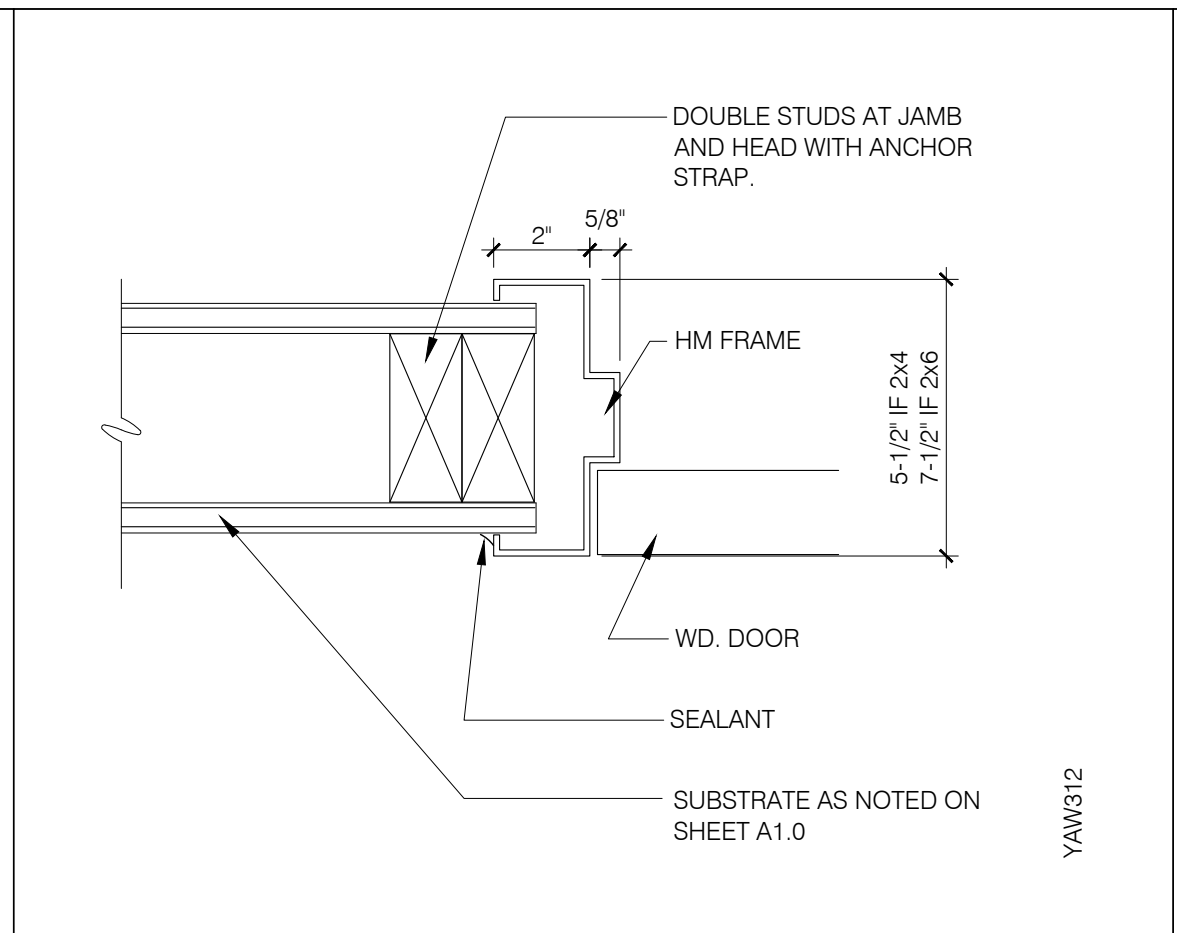
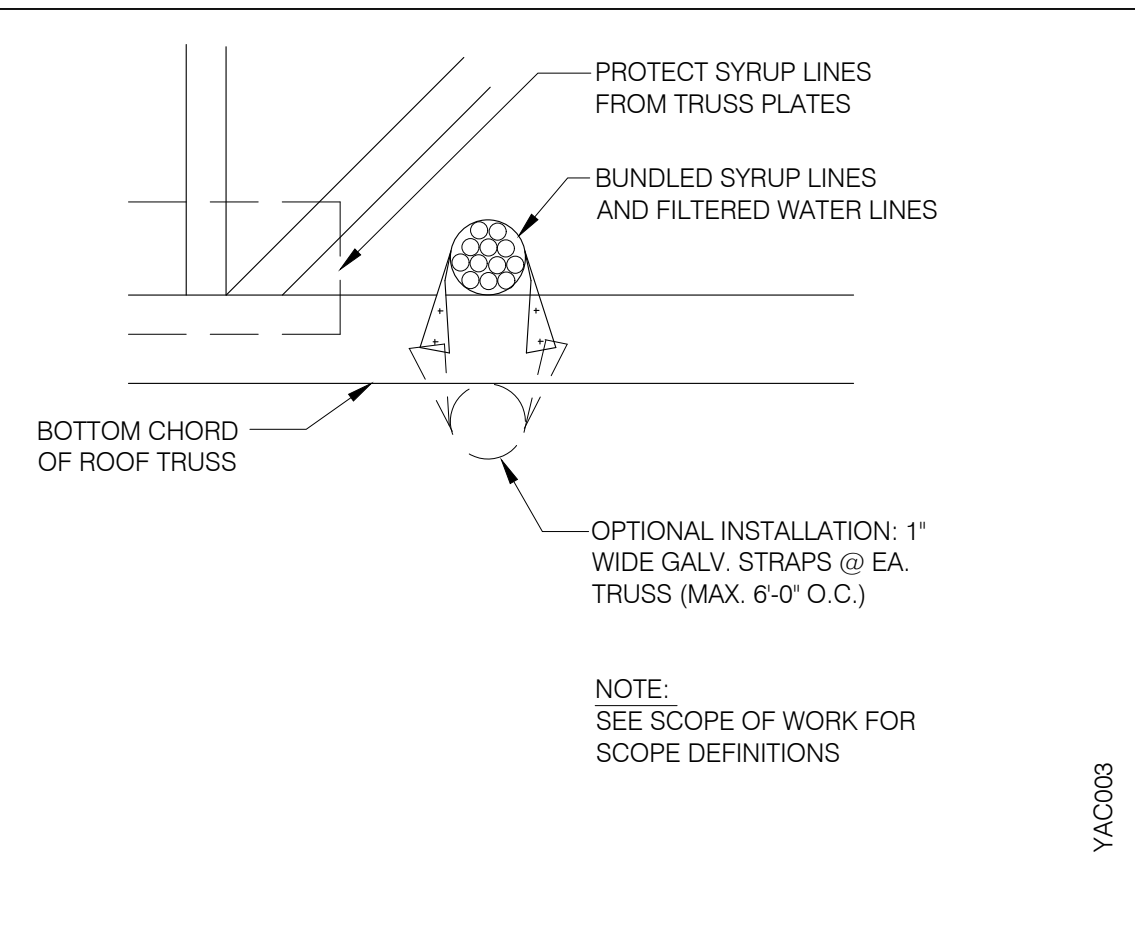
DATE: NOV-13-2019 | CD SET

CONTRACT DATE:
BUILDING GROUP: XXXXX
FLOOR PLAN: XX-XX
BRAND DESIGNER:
SITE NUMBER:
STORE NUMBER:

TACO BELL
2415 SAN RAMON VALLEY BLVD #306
SAN RAMON, CA 94583 USA

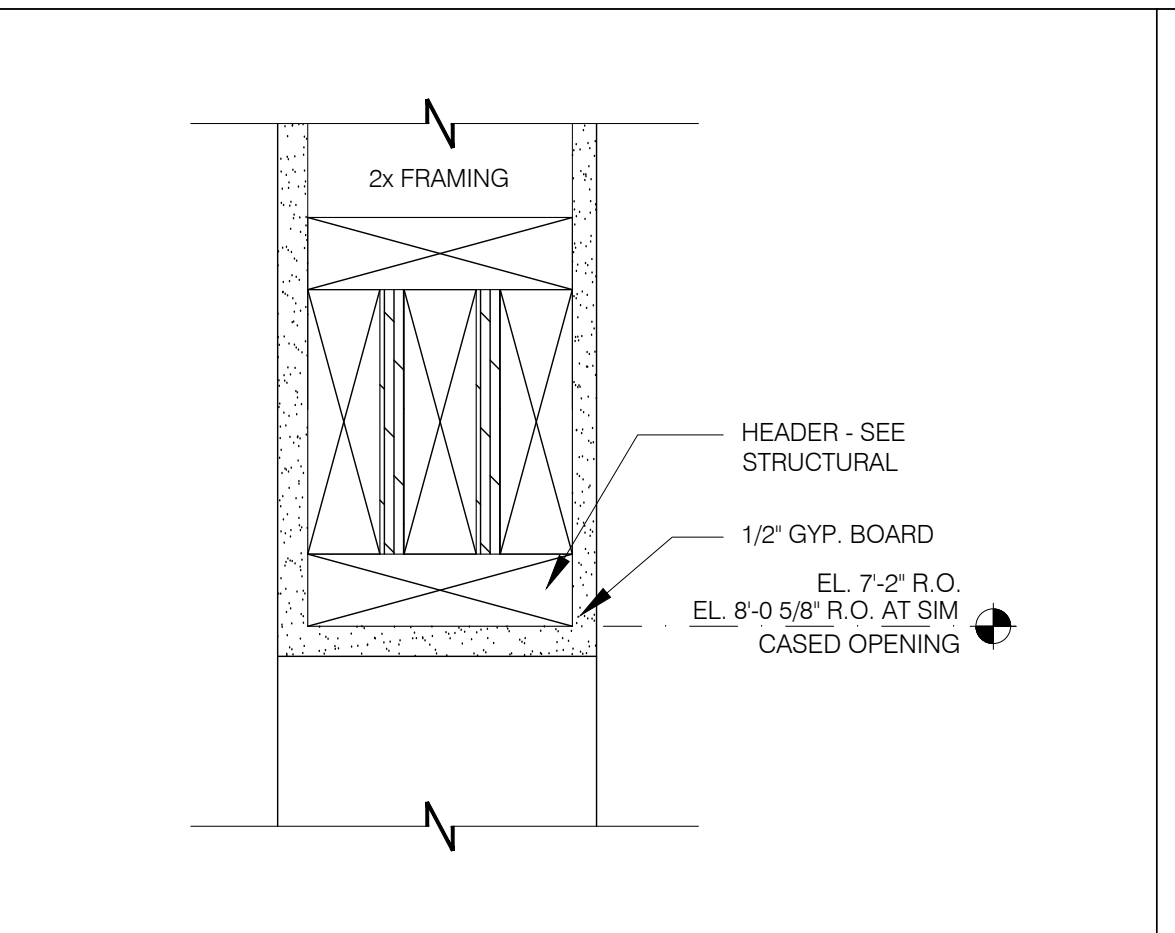


CONSTRUCTION DETAILS
DOOR / WINDOW
A8.0

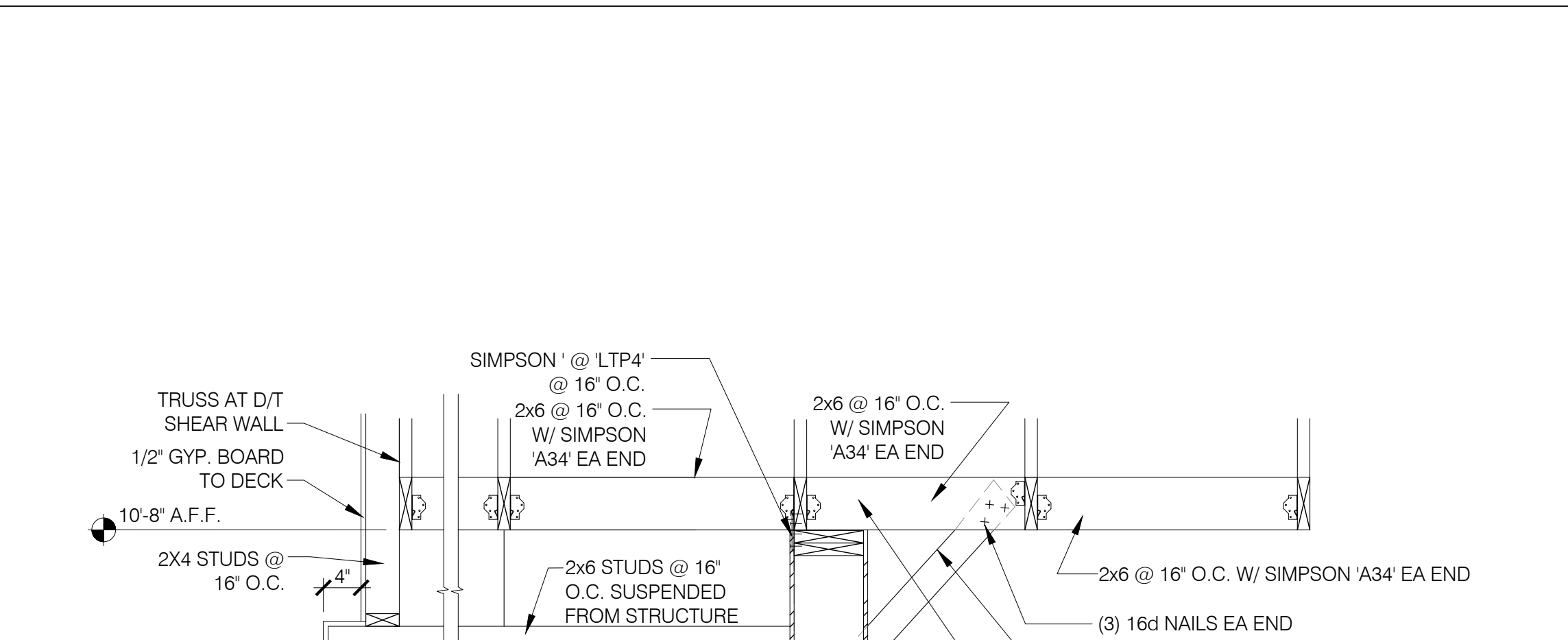


SYRUP LINE IN CEILING NTS **K**

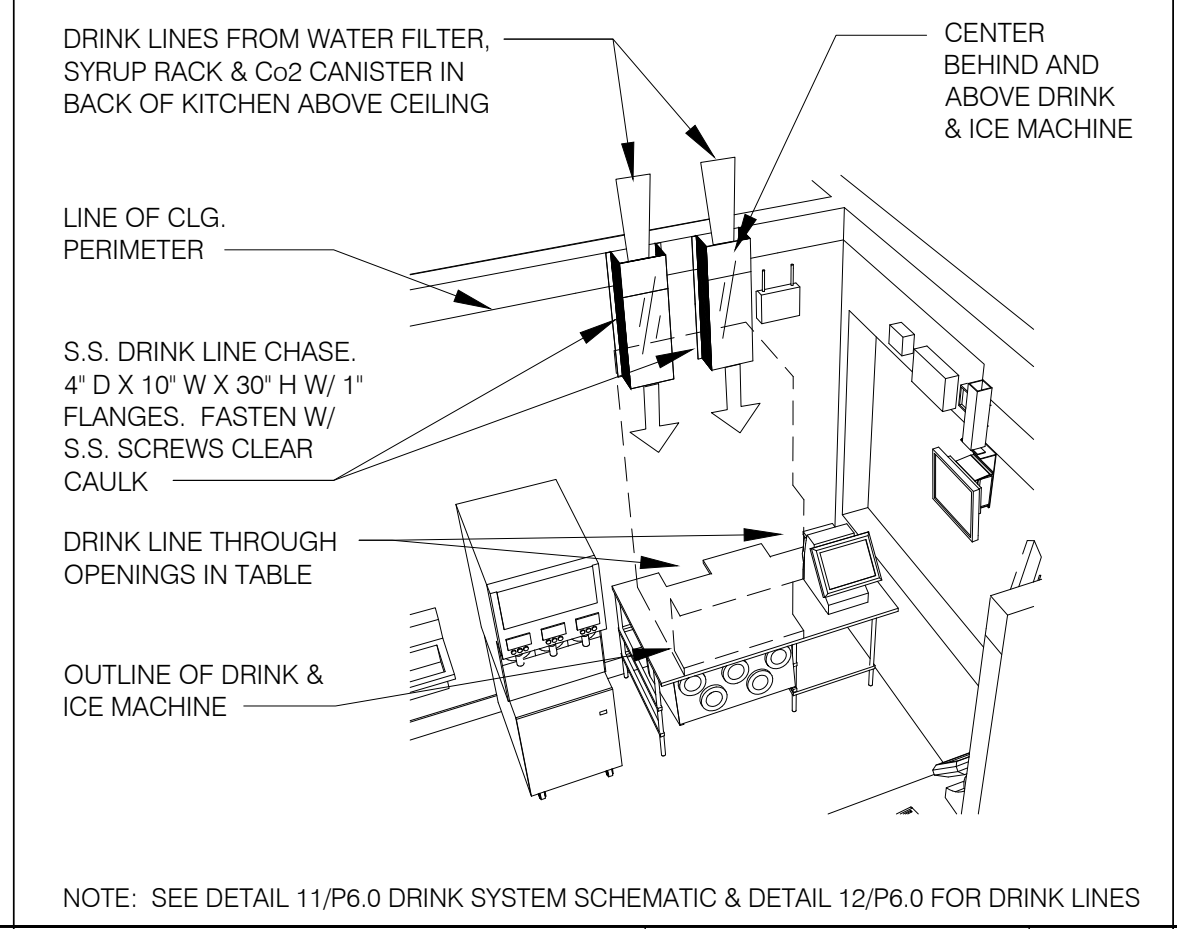
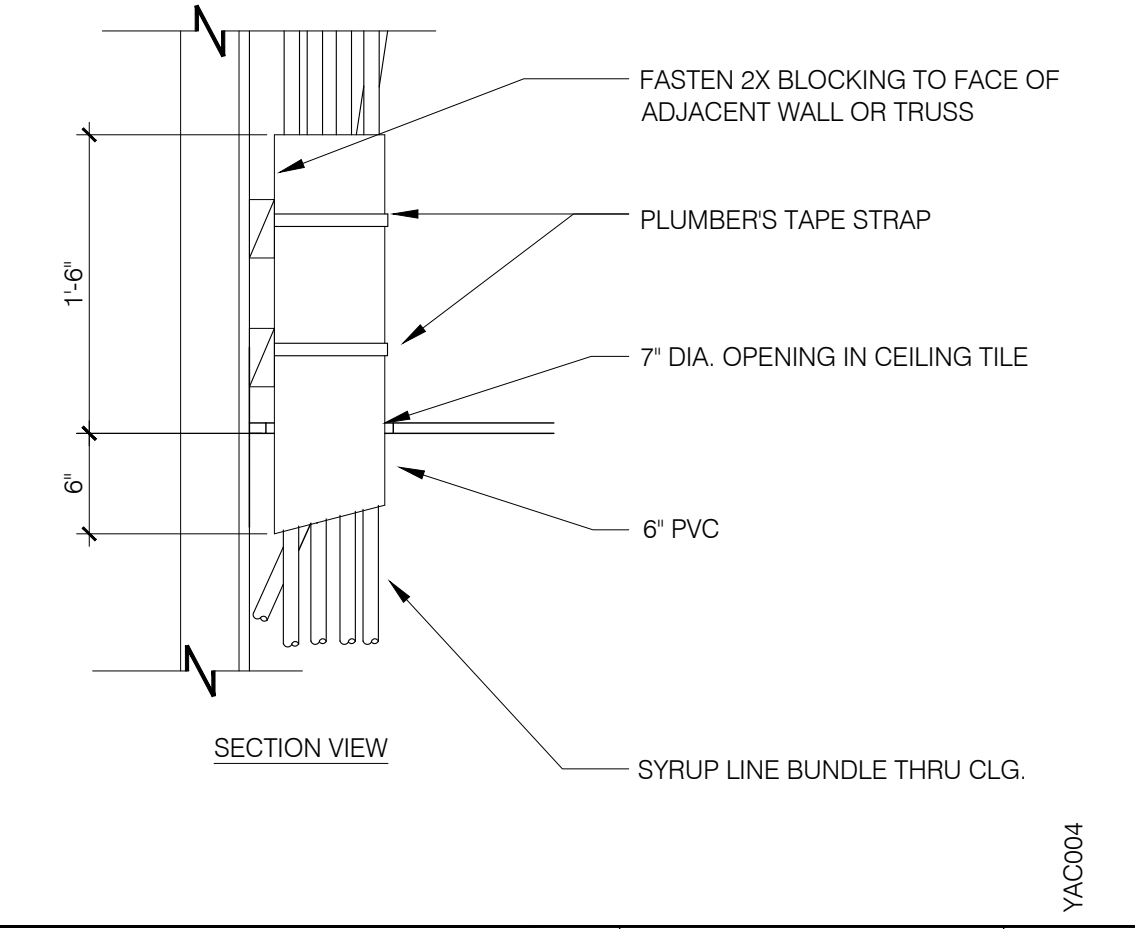
JAMB @ H.M. DOOR 1" = 1'-0" **G**



CASED OPENING DETAIL 1" = 1'-0" **D**

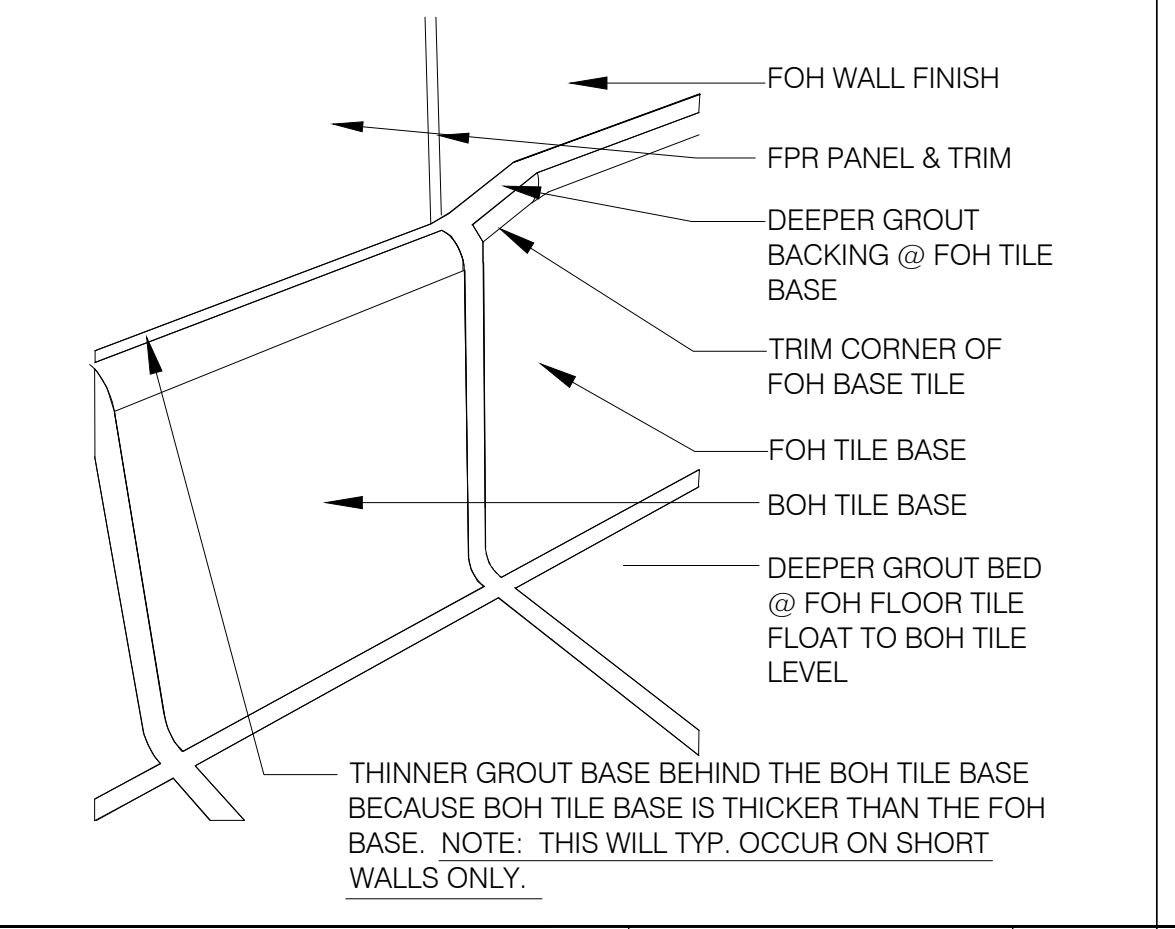


MENU BOARD/SOFFIT SECTION 1" = 1'-0" **B**

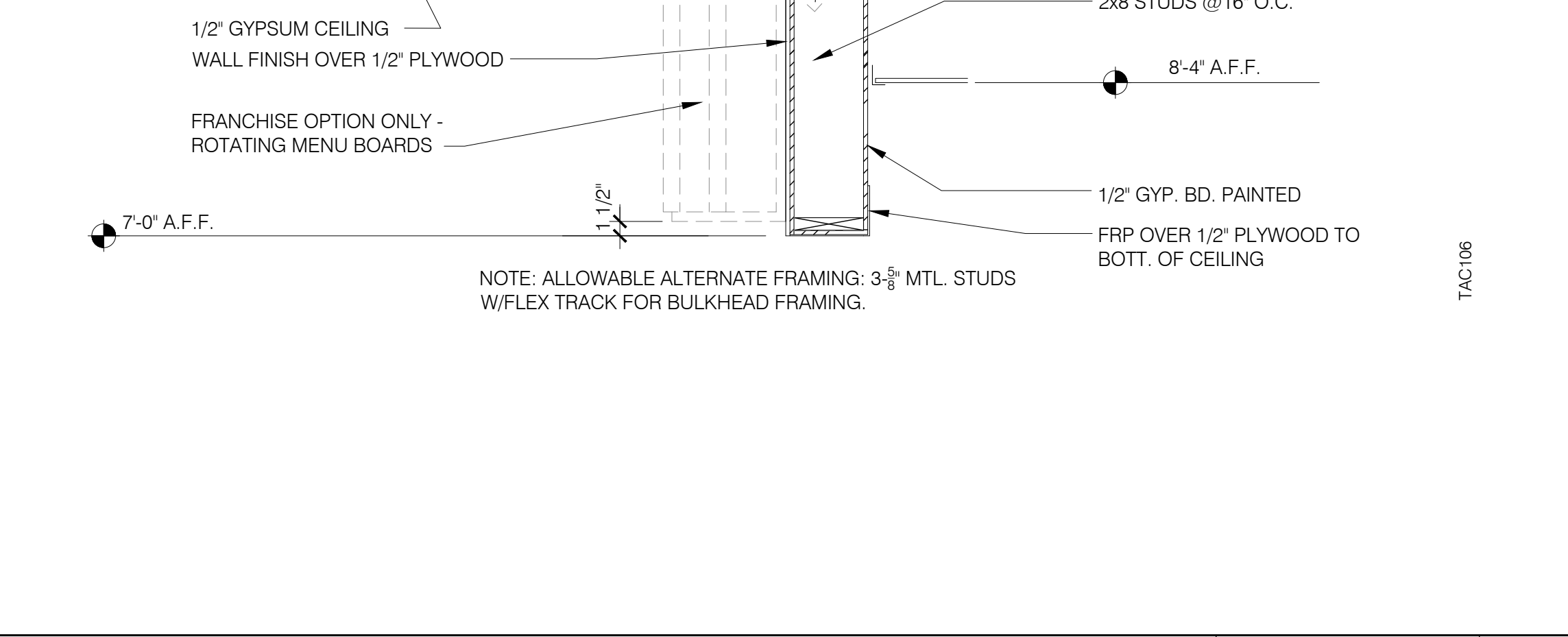


SYRUP BUNDLE CLG. PENETRATION NTS **J**

SYRUP CHASE ON WALL NTS **F**



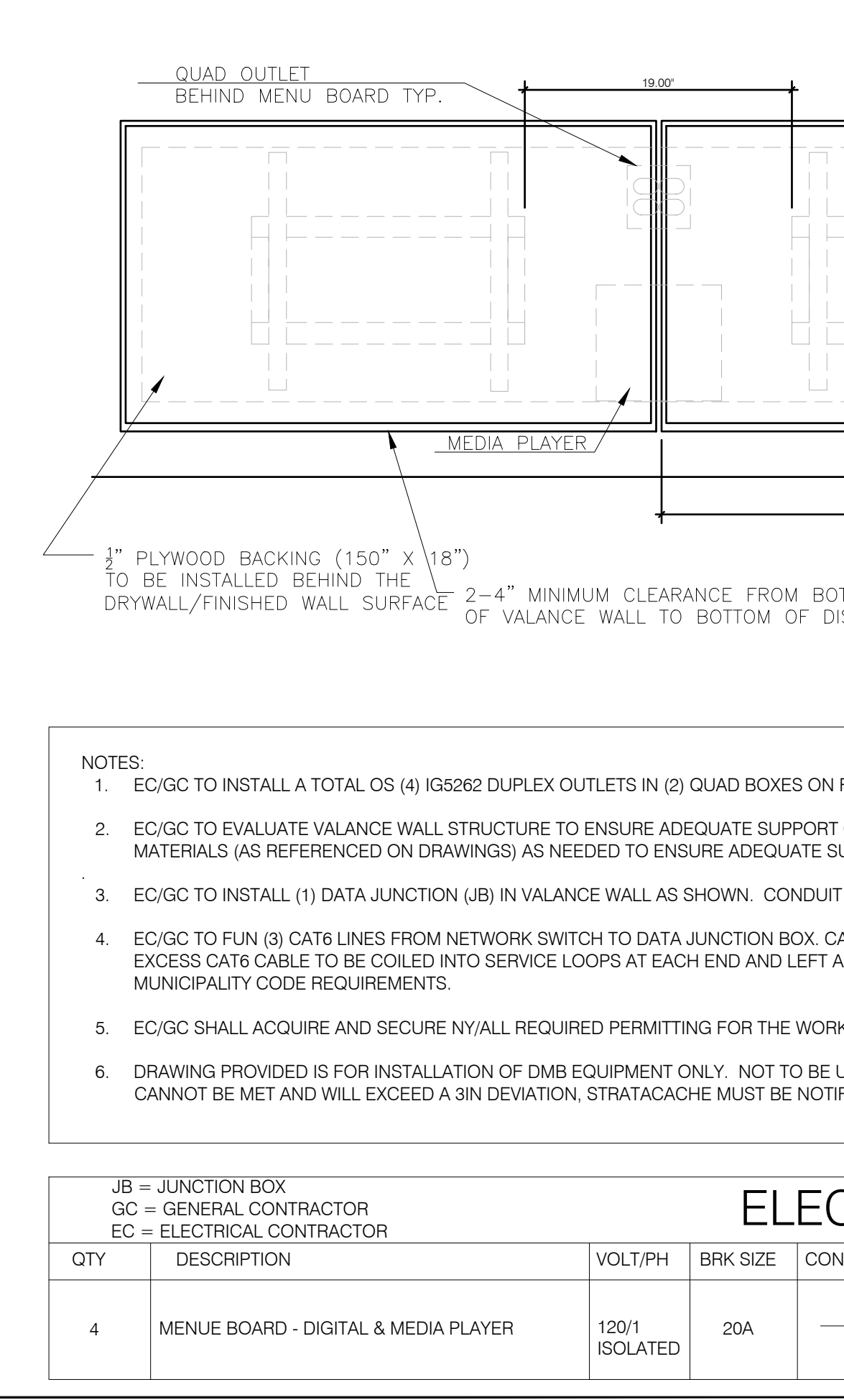
TILE BASE TRANSITION NTS **C**



MENU BOARD/SOFFIT SECTION 1" = 1'-0" **B**



INTERIOR CHASE WAL NTS **E**



WALL MOUNTED DMB DETAIL NTS **A**

NOT USED NTS **H**

INTERIOR CHASE WAL NTS **E**

WALL MOUNTED DMB DETAIL NTS **A**

WALL MOUNTED DMB DETAIL NTS **A**

- NOTES:
- EC/GC TO INSTALL A TOTAL OF (4) IG5262 DUPLEX OUTLETS IN (2) QUAD BOXES ON FRONT OF VALANCE WALL AS SHOWN. OUTLETS TO BE ORANGE AND STRAIGHT BLADE.
 - EC/GC TO EVALUATE VALANCE WALL STRUCTURE TO ENSURE ADEQUATE SUPPORT OF DIGITAL MENU BOARDS EQUIPMENT. EC/GC TO INSTALL ADDITIONAL BACKING MATERIALS (AS REFERENCED ON DRAWINGS) AS NEEDED TO ENSURE ADEQUATE SUPPORT OF DIGITAL MENU BOARDS.
 - EC/GC TO INSTALL (1) DATA JUNCTION (JB) IN VALANCE WALL AS SHOWN. CONDUIT TERMINATED ABOVE CEILING TO HAVE BUSHING.
 - EC/GC TO RUN (3) CAT6 LINES FROM NETWORK SWITCH TO DATA JUNCTION BOX. CAT6 LINES SHOULD HAVE BOTH PROPERLY TERMINATED WITH RJ-45 CONNECTORS. EXCESS CAT6 CABLE TO BE COILED INTO SERVICE LOOPS AT EACH END AND LEFT ACCESSIBLE FOR DMB INSTALL TEA. CAT6 TO BE RUN IN ACCORDANCE WITH ALL LOCAL MUNICIPALITY CODE REQUIREMENTS.
 - EC/GC SHALL ACQUIRE AND SECURE NY/ALL REQUIRED PERMITTING FOR THE WORK MENTIONED ABOVE PER MUNICIPALITY CODE REQUIREMENTS.
 - DRAWING PROVIDED IS FOR INSTALLATION OF DMB EQUIPMENT ONLY. NOT TO BE USED FOR ARCHITECTURAL PURPOSES. IF PLACEMENT OF REQUIRED ELEMENTS CANNOT BE MET AND WILL EXCEED A 3IN DEVIATION, STRATACACHE MUST BE NOTIFIED IMMEDIATELY.

JB = JUNCTION BOX
GC = GENERAL CONTRACTOR
EC = ELECTRICAL CONTRACTOR

ELECTRICAL SCHEDULE

QTY	DESCRIPTION	VOLT/PH	BRK SIZE	COND/WIRE/PNL/CCT	RECP TYPE	HGT AFF	REQUIREMENT & REMARKS
4	MENUE BOARD - DIGITAL & MEDIA PLAYER	120/1 ISOLATED	20A		(4) IG5262	SEE PLAN	SEE LAYOUT AND NOTES

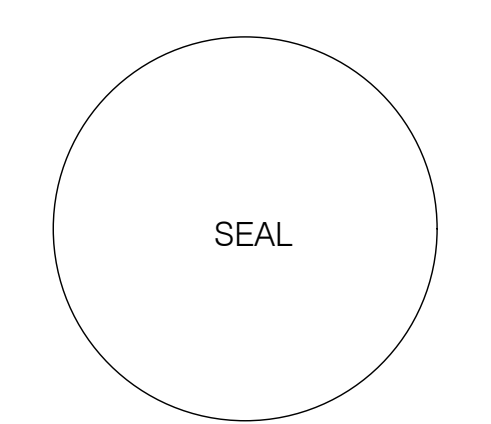
VALANCE WALL REQUIREMENTS
26.2" H x 156.8" L (MINIMUM)

IF YOUR VALANCE WALL DOES NOT MEET THESE REQUIREMENTS PLEASE NOTIFY STRATACACHE IMMEDIATELY

globeatelië
133 West San Carlos St. Suite 400
San Jose, California, 95128

THESE DOCUMENTS ARE PROVIDED AS A CONSTRUCTION DOCUMENT TEMPLATE FOR THIS BUILDING TYPE. THESE DRAWINGS MUST BE REVIEWED AND ADAPTED BY A LICENSED ARCHITECT AND/OR ENGINEER TO MEET ALL STATE AND LOCAL JURISDICTIONAL REQUIREMENTS FOR SITE SPECIFIC PROJECTS. MODIFICATIONS THAT CHANGE THE IMAGE ELEMENTS OR KITCHEN OPERATIONS MUST BE APPROVED BY A YUM! BRANDS REGIONAL ARCHITECTURAL PARTNER (RAP) PRIOR TO CONSTRUCTION.

REMOVE THIS DISCLAIMER PRIOR TO PRINTING - REPLACE WITH CONSULTANT'S LOGO.



DATE: NOV-13-2019 CD SET

CONTRACT DATE:
BUILDING GROUP: XXXXX
FLOOR PLAN: XX-XX
BRAND DESIGNER:
SITE NUMBER:
STORE NUMBER:

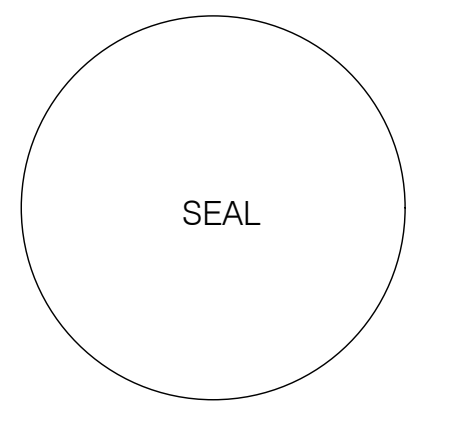
TACO BELL
2415 SAN RAMON VALLEY BLVD #306
SAN RAMON, CA 94583 USA

SAN RAMON

CONSTRUCTION DETAILS INTERIOR A8.1

THESE DOCUMENTS ARE PROVIDED AS A CONSTRUCTION DOCUMENT TEMPLATE FOR THIS BUILDING TYPE. THESE DRAWINGS MUST BE REVIEWED AND ADAPTED BY A LICENSED ARCHITECT AND/OR ENGINEER TO MEET ALL STATE AND LOCAL JURISDICTIONAL REQUIREMENTS FOR SITE SPECIFIC PROJECTS. MODIFICATIONS THAT CHANGE THE IMAGE ELEMENTS OR KITCHEN OPERATIONS MUST BE APPROVED BY A YUM! BRANDS REGIONAL ARCHITECTURAL PARTNER (RAP) PRIOR TO CONSTRUCTION.

REMOVE THIS DISCLAIMER PRIOR TO PRINTING - REPLACE WITH CONSULTANT'S LOGO.



DATE: NOV-13-2019 CD SET

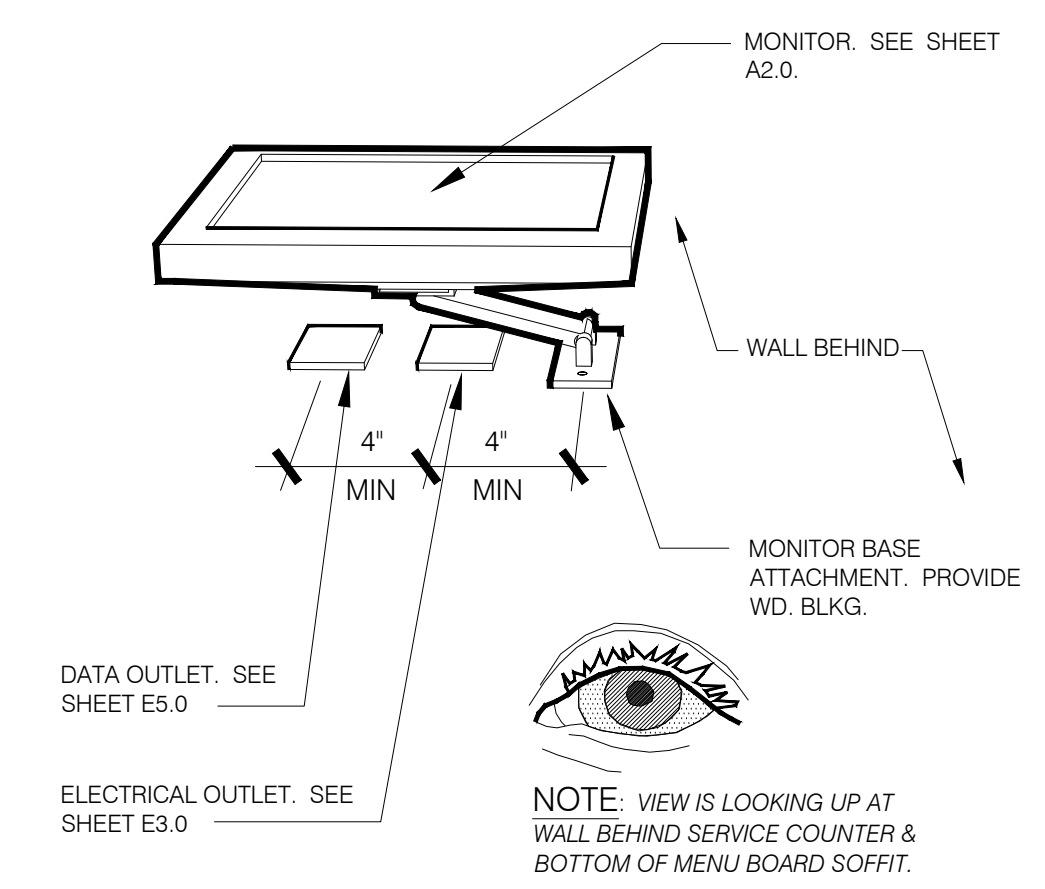
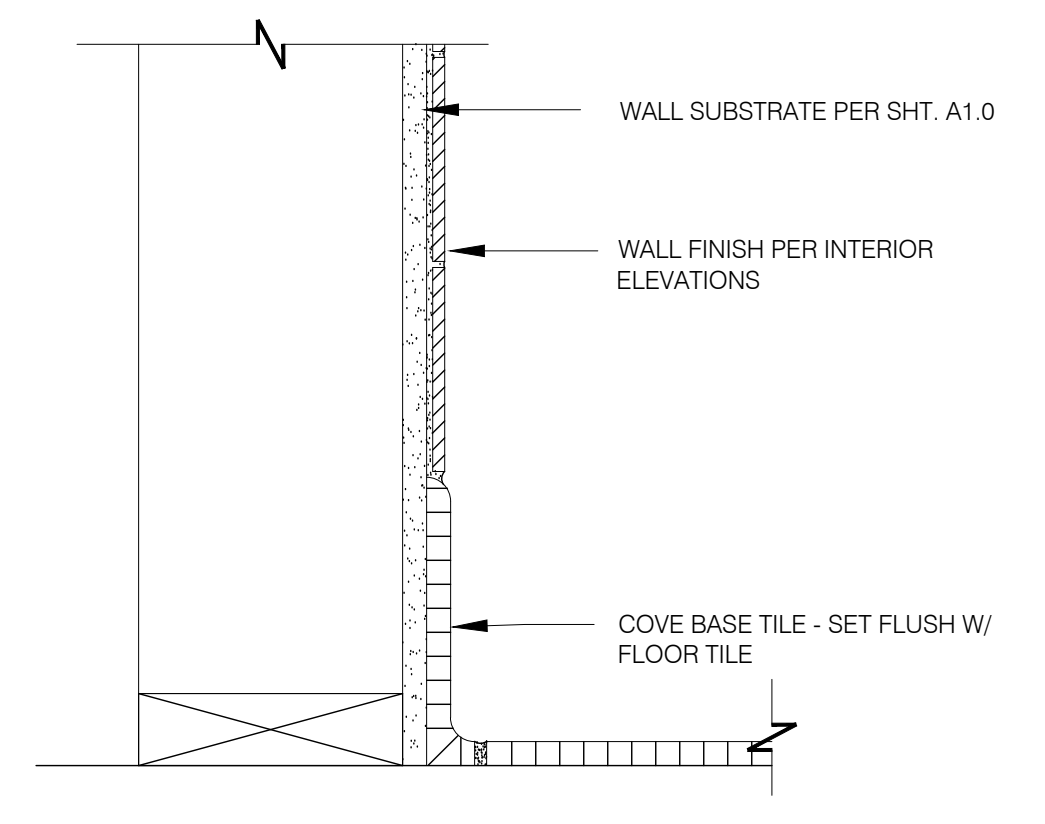
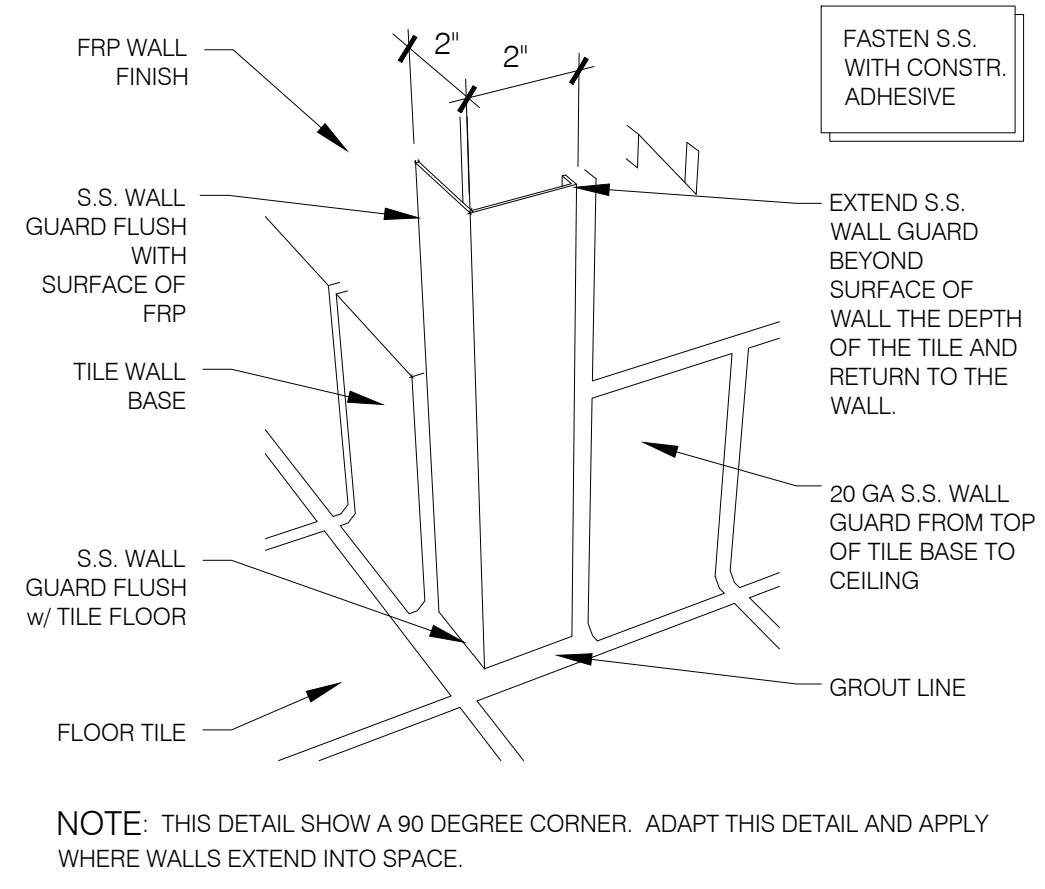
CONTRACT DATE:
 BUILDING GROUP: XXXXX
 FLOOR PLAN: XX-XX
 BRAND DESIGNER:
 SITE NUMBER:
 STORE NUMBER:

TACO BELL
 2415 SAN RAMON VALLEY BLVD #306
 SAN RAMON, CA 94583 USA



FINISH DETAILS

A8.2



NOT USED

3" = 1'-0"

M

S.S. CORNER & END WALL GUARD

3" = 1'-0"

J

BASE IN RESTROOM

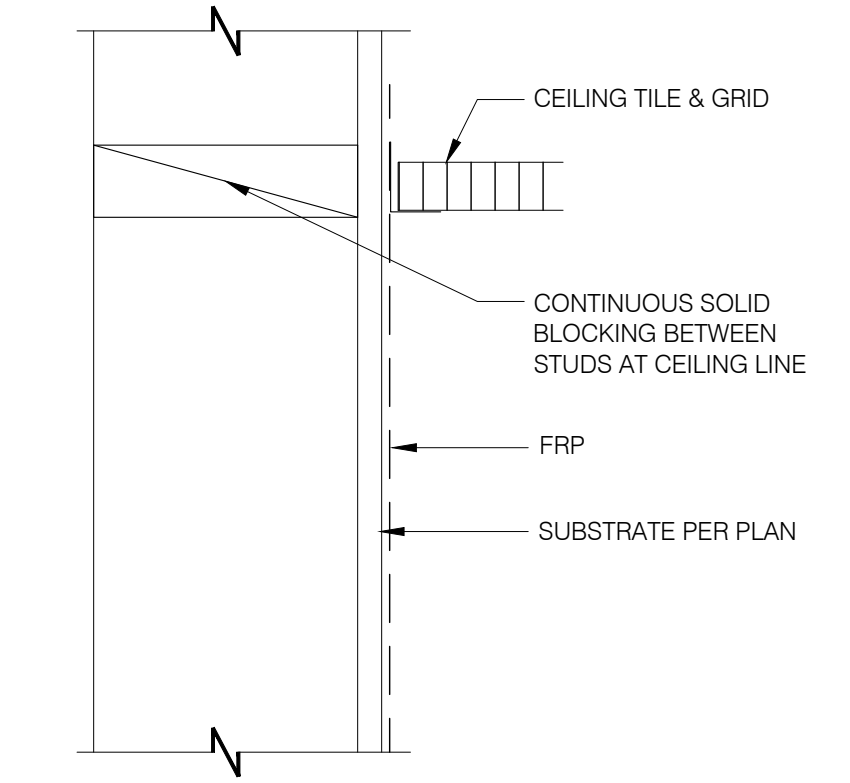
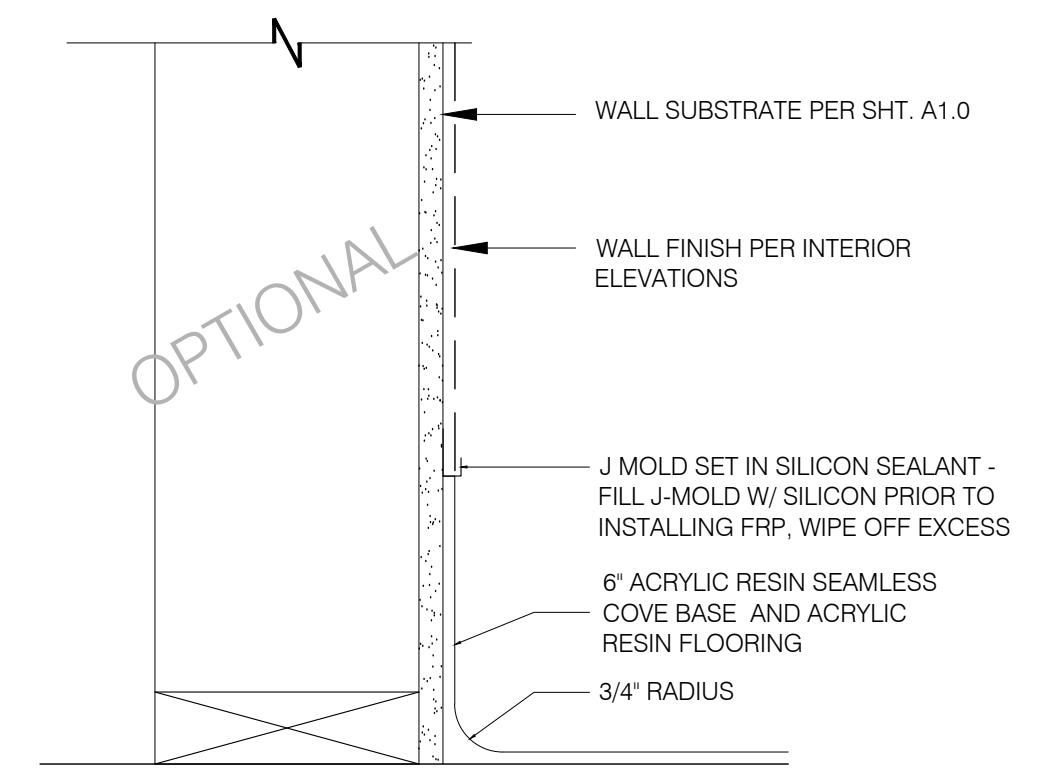
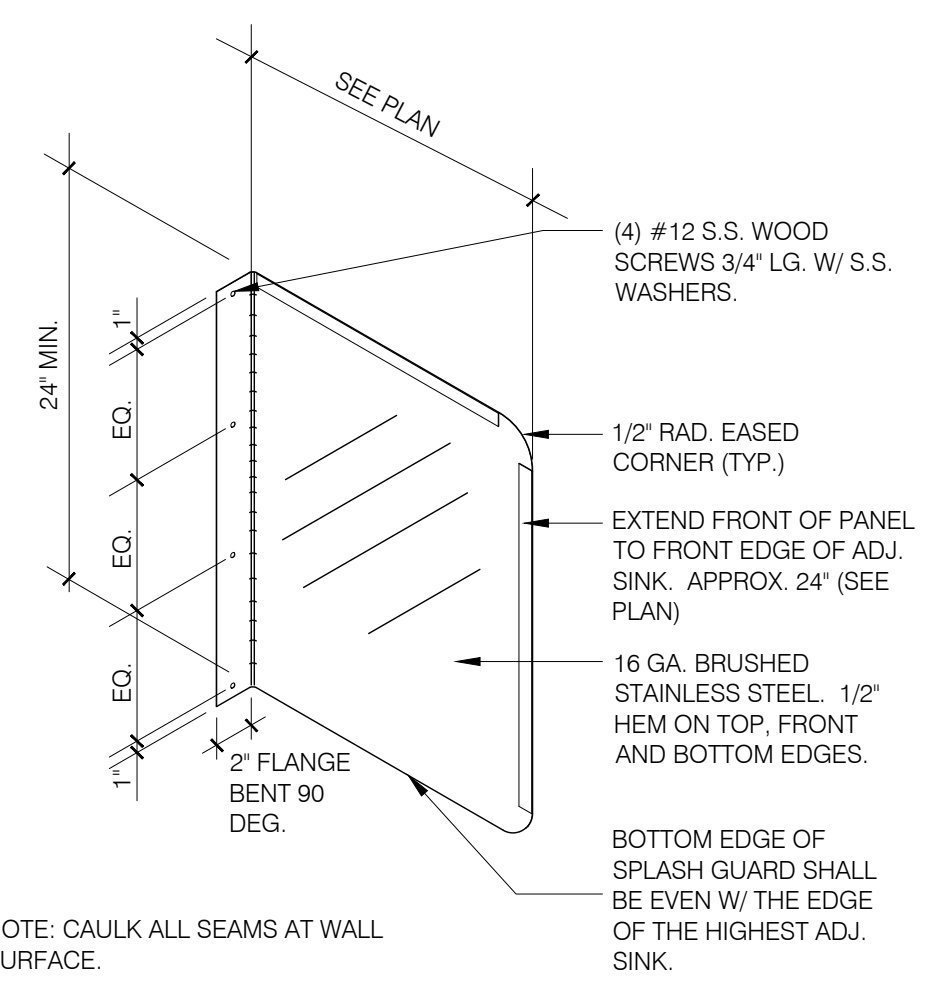
3" = 1'-0"

F

WALL MOUNT MONITOR

3" = 1'-0"

C



NOT USED

3" = 1'-0"

L

SPLASH GUARD DETAIL

3" = 1'-0"

H

RESIN BASE AT INTERIOR WALL

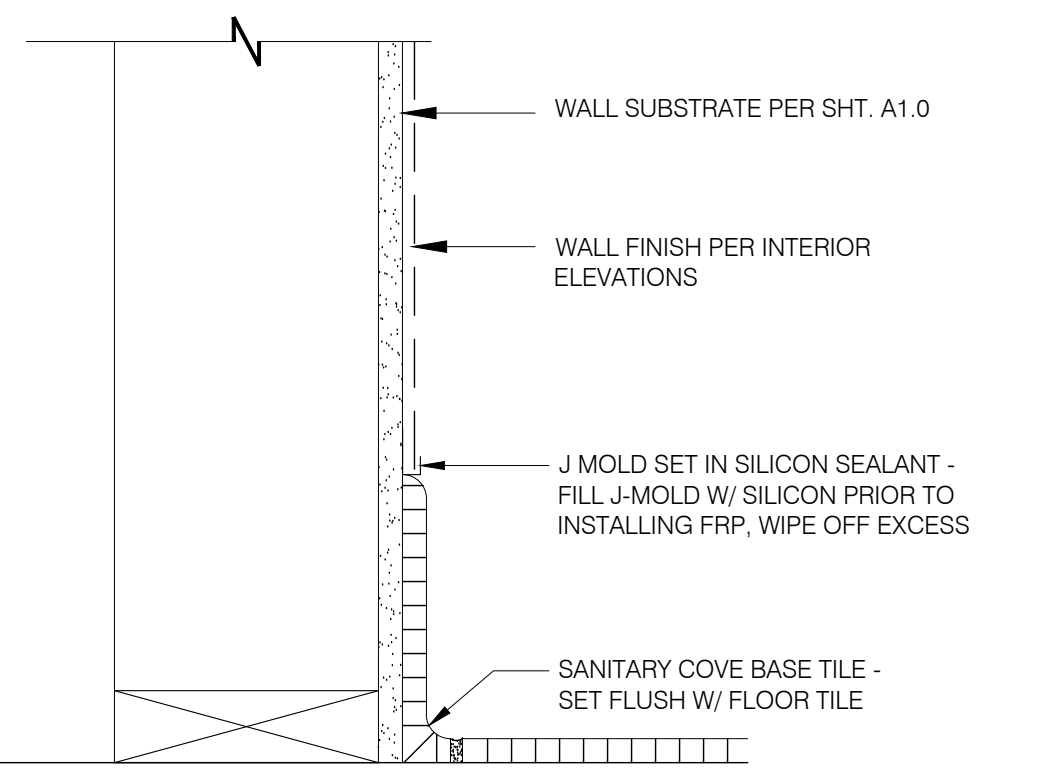
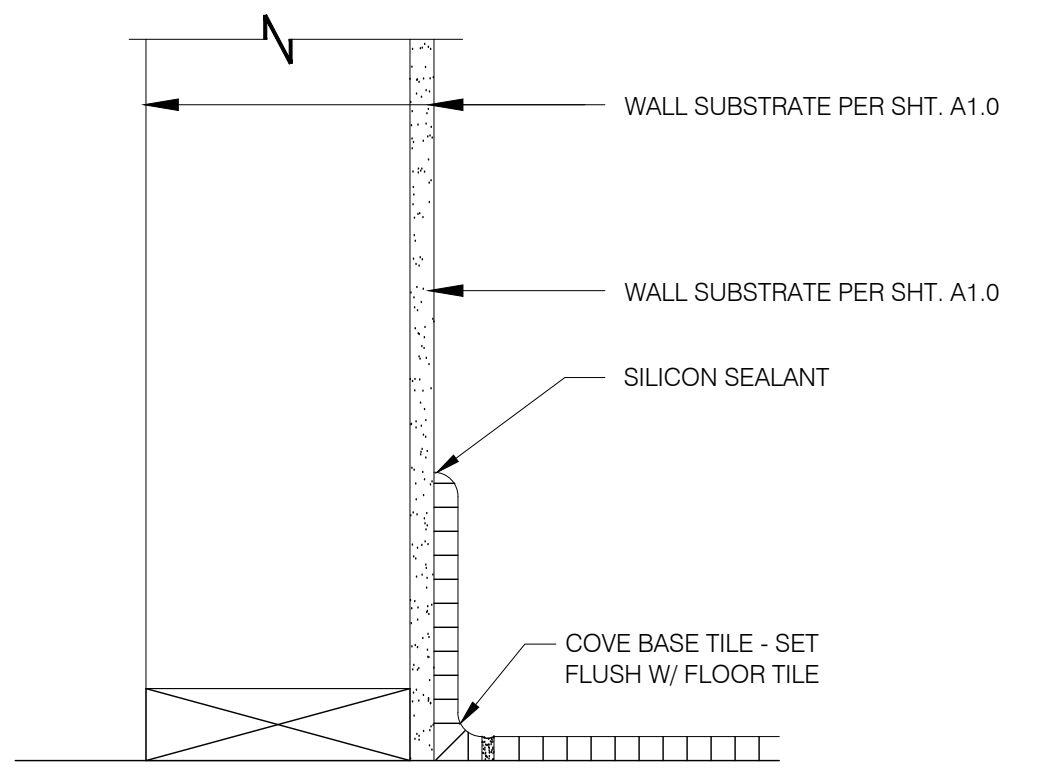
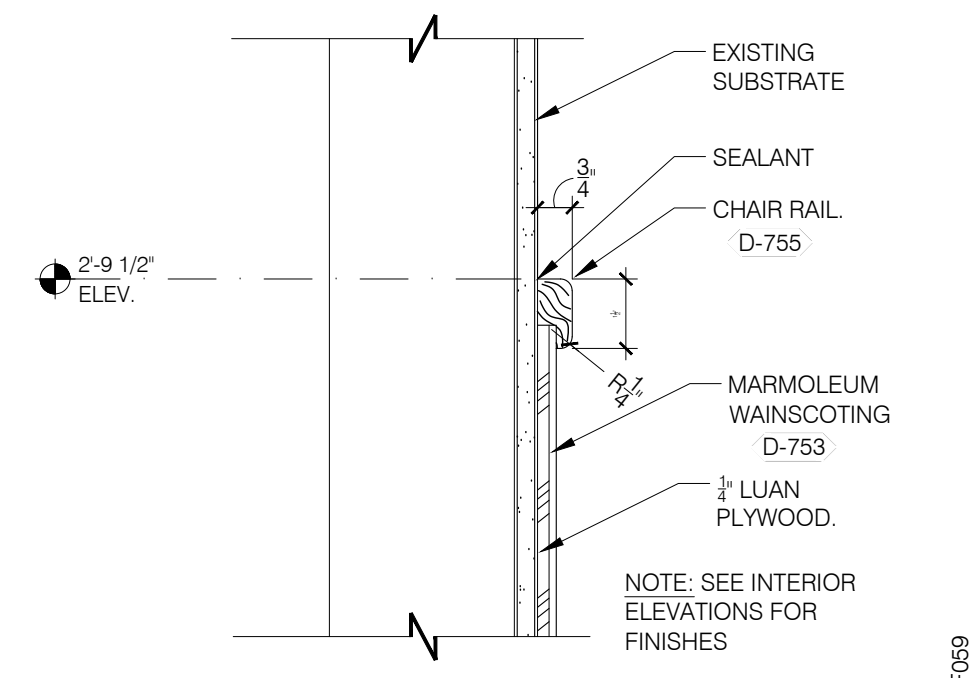
3" = 1'-0"

E

KITCHEN FINISH AT CEILING

3" = 1'-0"

B



NOT USED

3" = 1'-0"

K

CHAIR RAIL DETAIL

3" = 1'-0"

G

BASE @ DINING INTERIOR WALL

3" = 1'-0"

D

KITCHEN FINISH AT BASE

3" = 1'-0"

A

KEY NAME	MANUFACTURER	STYLE	COLOR	SIZE	GROUT	COMMENTS
CEILING						
CL-1	CERTAINTEED	TILE	ACT VINYL ROCK #1140 WASHABLE NON PERFORATED	2X4X1/2"	N/A	WHITE SUSPENDED GRID W/ALUMINUM, BOH FLAME SPREAD RATING 0-25, CLASS A
CL-2	CEILUME	STRATFORD	WHITE	2X2	N/A	CEILING GRID TO BE PAINTED SW6080 UTTERLY BEIGE
CL-3	CERTAINTEED	TILE	ACT VINYL ROCK #1140 WASHABLE NON PERFORATED	2X2X1/2"	N/A	WHITE SUSPENDED GRID W/ALUMINUM, KITCHEN FLAME SPREAD RATING 0-25, CLASS A
CL-4	ARMSTRONG	AXIOM CLASSIC TRIM	MATCH CL-2	10" H PROFILE	N/A	
CL-16	CEILING	GYPSUM BOARD	P-2	N/A	N/A	FRAME WITH 2X4 MTL STUDS

CHAIR RAIL / TRIM						
CR-1	MINWAX	STAINED MAPLE CHAIR RAIL	MINWAX: CLASSIC GREY STAIN	1"X2"	N/A	APPLY 2 COATS OF STAIN PER MANUFACTURER'S SPECIFICATIONS
CR-2	MINWAX	STAINED MAPLE CHAIR RAIL	MINWAX: CLASSIC GREY STAIN	1"X2"	N/A	APPLY 2 COATS OF STAIN PER MANUFACTURER'S SPECIFICATION. 1X1 TRIM TO BE ADDED AFTER MURAL/ARTWORK IS INSTALLED. REFER TO ARTWORK CATALOG FROM TACOBELLPLANS.COM FOR ADDITIONAL ARTWORK INFORMATION. GC TO FEILD VERIFY ACTUAL SIZE OF ARTWORK/MURAL WALL

FLOOR BASE						
B-1	EUROWEST	PURITAN	GREY #507	6"X6"	MAPEI # 106 WALNUT, 1/8" JOINT WIDTH	B.O.H, KITCHEN
B-1a	CREATIVE MATERIALS	QUARRY	PURITAN GREY #507	3X6	MAPEI # 106 WALNUT, 1/8" JOINT WIDTH	STACK BOND INSTALLATION
B-2	EUROWEST	URBAN WEAVE X606292X8	GREY	3"X24"	MAPEI # 2 PEWTER, 1/8" JOINT WIDTH	DINING ROOM, ALCOVE, RESTROOM
B-2a	CREATIVE MATERIALS	PORTLAND HOOD, BULLNOSE		3X24	MAPEI # 2 PEWTER, 1/8" JOINT WIDTH	

FLOORING						
T-1	EUROWEST	PURITAN	GREY #507	6"X6"	MAPEI # 106 WALNUT, 1/8" JOINT WIDTH	B.O.H, KITCHEN
T-5	EUROWEST	URBAN WEAVE X606293X8	IVORY	24"X24"	MAPEI # 2 PEWTER, 1/8" JOINT WIDTH	DINING ROOM, ALCOVE, RESTROOMS
T-5a	CREATIVE MATERIALS	PORTLAND HOOD 2.0 DECO		24X24	MAPEI # 2 PEWTER, 1/8" JOINT WIDTH	ALTERNATE FOH/RESTROOM FLOOR TILE

LAMINATE						
FRP-1	MARLITE	S-5373 SMOOTH FINISH	P-100 WHITE PEBBLE	4'X 9'X.90		FOR CALIFORINA STORES: FRP S100 WHITE SMOOTH FINISH S/2/S 4' X 9'X .90
L-2	WILSONART	YO486-22	TIMEWORN COPPER		SOFTGRAIN/ ANTIQUE FINISH	POS / PICK UP COUNTER FACE
L-3	WILSONART	4994-60	FIRE STEEL, MATTE FINISH			OPEN KITCHEN WALL / SHROUD
L-4	NEVAMAR	WK0027T	BAILEY			DOOR LAMINATE, DOOR EDGES TO BE FINISHED SIMILAR TO FACES
L-4a	WILSONART	17005K-57	MORRIS OAK			
L-10	NEVAMAR	S7027T	SMOKEY WHITE			LAMINATE FOR OFFICE SHELVING

METAL TRANSITION						
MT-1	SCHLUTER	DILEX AHK	AT: SATIN NICKEL ANODIZED ALUMINUM			FOR STORES IN CALIFORNIA ONLY USE: AE: SATIN ANODIZED ALUMINUM
MT-2	SCHLUTER	JOLLY	SATIN ANODIZED ALUMINUM			VERTICAL TRIM AT WALL, TILE TO GYPSUM BOARD TRANSITION DINING/POS AREA
MT-3	SCHLUTER	DILEX AHK	EB: BRUSHED STAINLESS STEEL			BRUSHED STAINLESS STEEL COVE BASE TRIM WHERE WALL TILE MEETS DINING FLOOR
MT-4	SCHLUTER		SATIN ANODIZED ALUMINUM			METAL SILVER TRIM AT VERTICAL WAINSCOT SEAMS

PAINT						
P-2	SHERWIN WILLIAMS	SW7043	WORLDLY GRAY, SEMI-GLOSS	N/A	N/A	PRIMER: #23 (WHITE) FRESH START 100% ACRYLIC
P-3	SHERWIN WILLIAMS	SW7026	GRIFFIN, SEMI-GLOSS	N/A	N/A	PRIMER: #23 (WHITE) FRESH START 100% ACRYLIC
P-8	SHERWIN WILLIAMS	SW7026	GRIFFIN, FLAT FINISH	N/A	N/A	PRIMER: #23 (WHITE) FRESH START 100% ACRYLIC

TILE						
T-2	EUROWEST	MAY AZURE	MAY AZURE 512006	4"X12"	SILVER # 27 MEPEI, 1/8" JOINT WIDTH	RESTROOM ACCENT WALL, STACK BOND INSTALLATION
T-3	EUROWEST	MAY DEC AMBER	AMBER 512020	4"X12"	LIGHT. ALMOND # 27 MEPEI, 1/8" JOINT WIDTH	RESTROOM WALLS, STACK BOND INSTALLATION
T-4	EUROWEST	MAIOLICA	AQUA MARINE	4"X12"	SILVER # 27 MEPEI, 1/8" JOINT WIDTH	KITCHEN ACCENT WALL, RUNNING BOND INSTALLATION

WALL COVERING						
WC-1	WOLF GORDON	'RAMPART' HIGH IMPACT WALL COVERING	FOUNDATION/ PIGMENT (GDH ICI72606)			1 ROLL: 80LF

FINISH KEY							
NAME	FLOOR FINISH	BASE FINISH	WALL FINISH	ACCENT WALL	CEILING FINISH	CEILING HEIGHT	COMMENTS
DINING	T-5	B-2	P-2, P-3, P-8, CR-1	N/A	CL-2	12'-0" MIN	
WOMENS RESTROOM	T-5	MT-1	T-3	T-2	CL-16	8'-6"	
FOOD ASSEMBLY	T-1	B-1	FRP-1, P-2	T-4	CL-3	10'-0" MIN	
BOH	T-1	B-1	FRP-1	N/A	CL-1	9'-0" MIN	
MENS RESTROOM	T-5	MT-1	T-3	T-2	CL-16	8'-6"	
ALCOVE	T-5	B-2	P-2, P-3, CR-1	N/A	CL-16	10'-0"	
WALK IN COOLER	T-1	B-1	N/A	N/A	N/A	N/A	
WALK IN FREEZER	N/A	N/A	N/A	N/A	N/A	N/A	
OFFICE	T-1	B-1	FRP-1	N/A	CL-1	9'-0"	

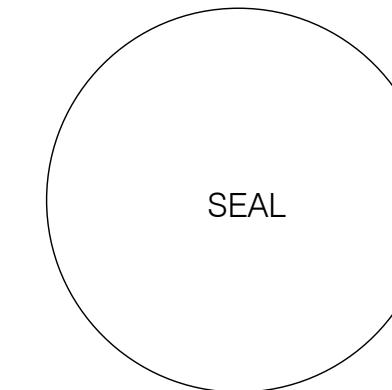
ROOM FINISH SCHEDULE

- INSTALL FRP ON KITCHEN SIDE OF SERVING COUNTER WALL.
- GALV. STEEL WALL AND CEILING FINISHES BY WIX/WIF BOX MFR.
- REFER TO INTERIOR ELEVATIONS FOR LOCATIONS OF TILE AND FRP.
- FOR FINISH LOCATIONS REFER TO:
 - SHEET A4.0 EXTERIOR ELEVATIONS
 - SHEET A7.0 FLOOR FINISH PLAN
 - SHEET A7.1 - REFLECTED CEILING PLAN
 - SHEET A8.0 TO A8. 2 - INTERIOR ELEVATIONS
- APPROVED PAINT MANUFACTURERS: PORTER, BENJAMIN MOORE, SHERWIN WILLIAMS, ICI, & PITTSBURG PAINTS MATCH SPECIFIED SCHEDULE COLORS EXACTLY
- ALL PAINTED GYPSUM BOARD SHALL HAVE A LIGHT ORANGE PEEL TEXTURE
- ALL MORTAR SHALL BE MIXED WITH WHITE SAND TO INSURE A COLOR CONSISTENT THE ORIGINAL INTENT



THESE DOCUMENTS ARE PROVIDED AS A CONSTRUCTION DOCUMENT TEMPLATE FOR THIS BUILDING TYPE. THESE DRAWINGS MUST BE REVIEWED AND ADAPTED BY A LICENSED ARCHITECT AND/OR ENGINEER TO MEET ALL STATE AND LOCAL JURISDICTIONAL REQUIREMENTS FOR SITE SPECIFIC PROJECTS. MODIFICATIONS THAT CHANGE THE IMAGE ELEMENTS OR KITCHEN OPERATIONS MUST BE APPROVED BY A YUM! BRANDS REGIONAL ARCHITECTURAL PARTNER (RAP) PRIOR TO CONSTRUCTION.

REMOVE THIS DISCLAIMER PRIOR TO PRINTING - REPLACE WITH CONSULTANT'S LOGO.



DATE: NOV-13-2019 CD SET

CONTRACT DATE:
 BUILDING GROUP: XXXXX
 FLOOR PLAN: XX-XX
 BRAND DESIGNER:
 SITE NUMBER:
 STORE NUMBER:

TACO BELL
 2415 SAN RAMON VALLEY BLVD #306
 SAN RAMON, CA 94583 USA



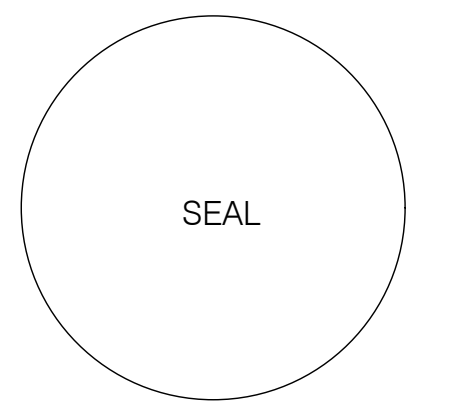
SAN RAMON

FINISH SCHEDULE

A8.3

THESE DOCUMENTS ARE PROVIDED AS A CONSTRUCTION DOCUMENT TEMPLATE FOR THIS BUILDING TYPE. THESE DRAWINGS MUST BE REVIEWED AND ADAPTED BY A LICENSED ARCHITECT AND/OR ENGINEER TO MEET ALL STATE AND LOCAL JURISDICTIONAL REQUIREMENTS FOR SITE SPECIFIC PROJECTS. MODIFICATIONS THAT CHANGE THE IMAGE ELEMENTS OR KITCHEN OPERATIONS MUST BE APPROVED BY A YUM! BRANDS REGIONAL ARCHITECTURAL PARTNER (RAP) PRIOR TO CONSTRUCTION.

REMOVE THIS DISCLAIMER PRIOR TO PRINTING - REPLACE WITH CONSULTANT'S LOGO.



DATE: NOV-13-2019 | CD SET

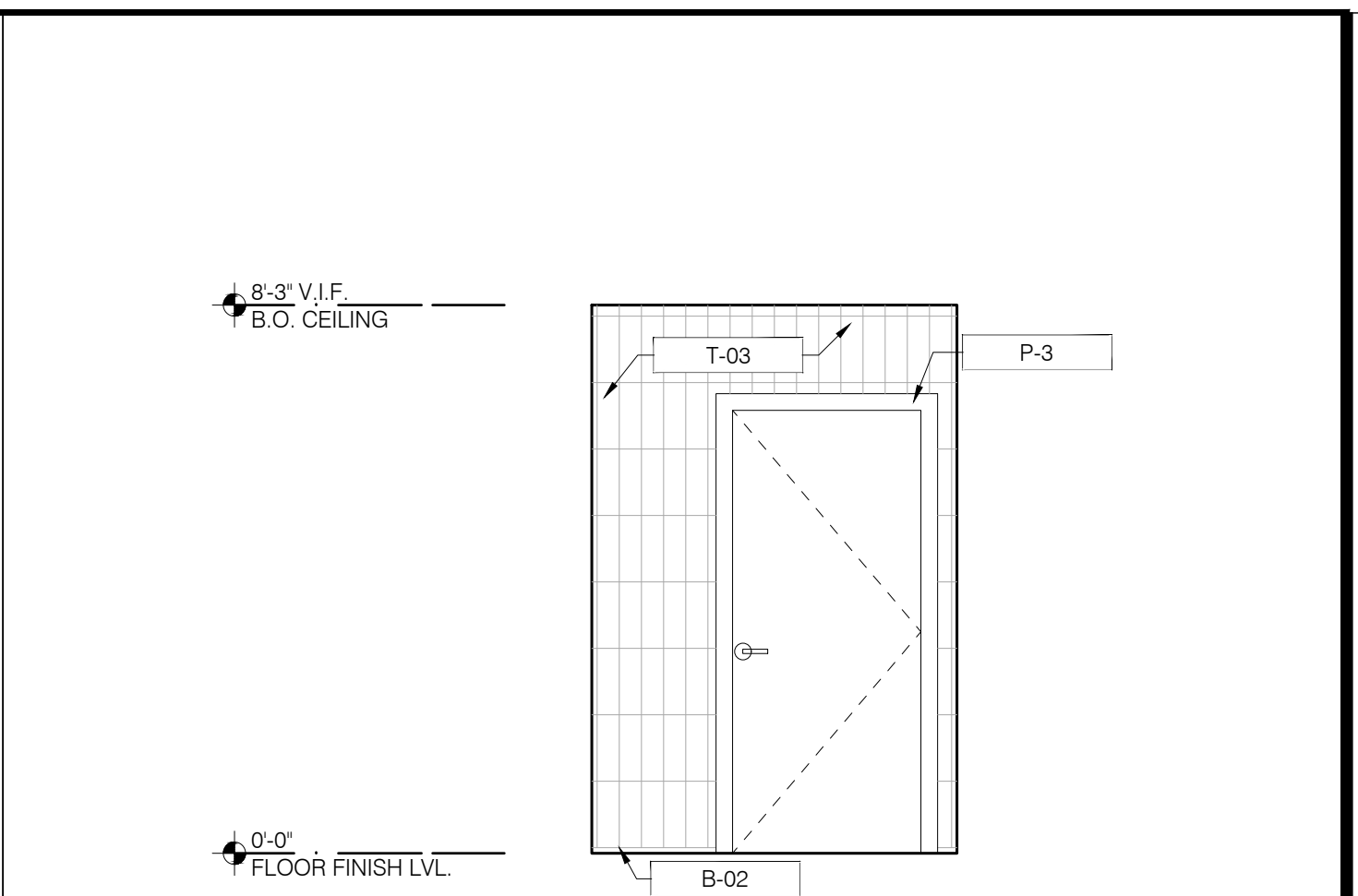
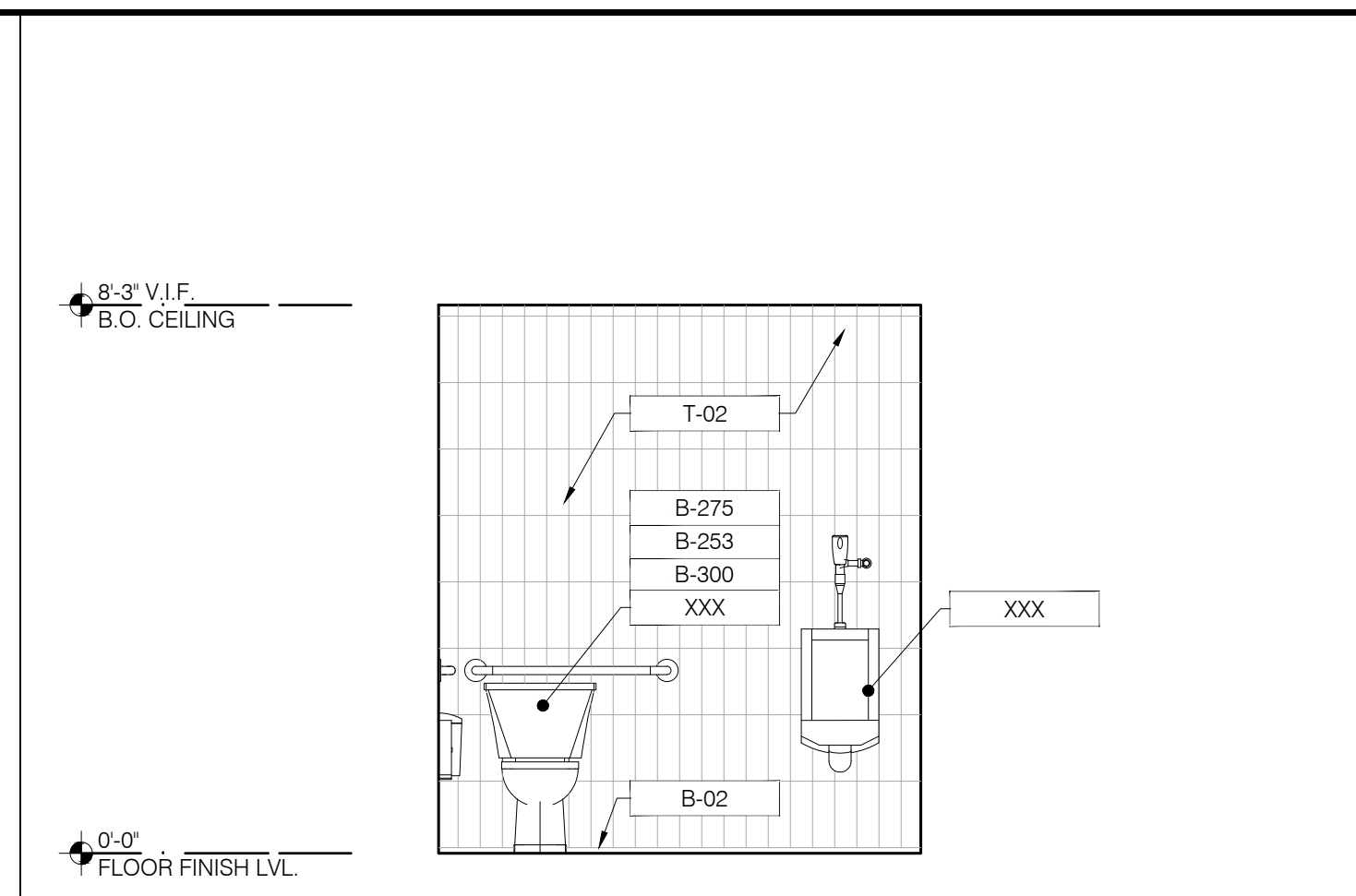
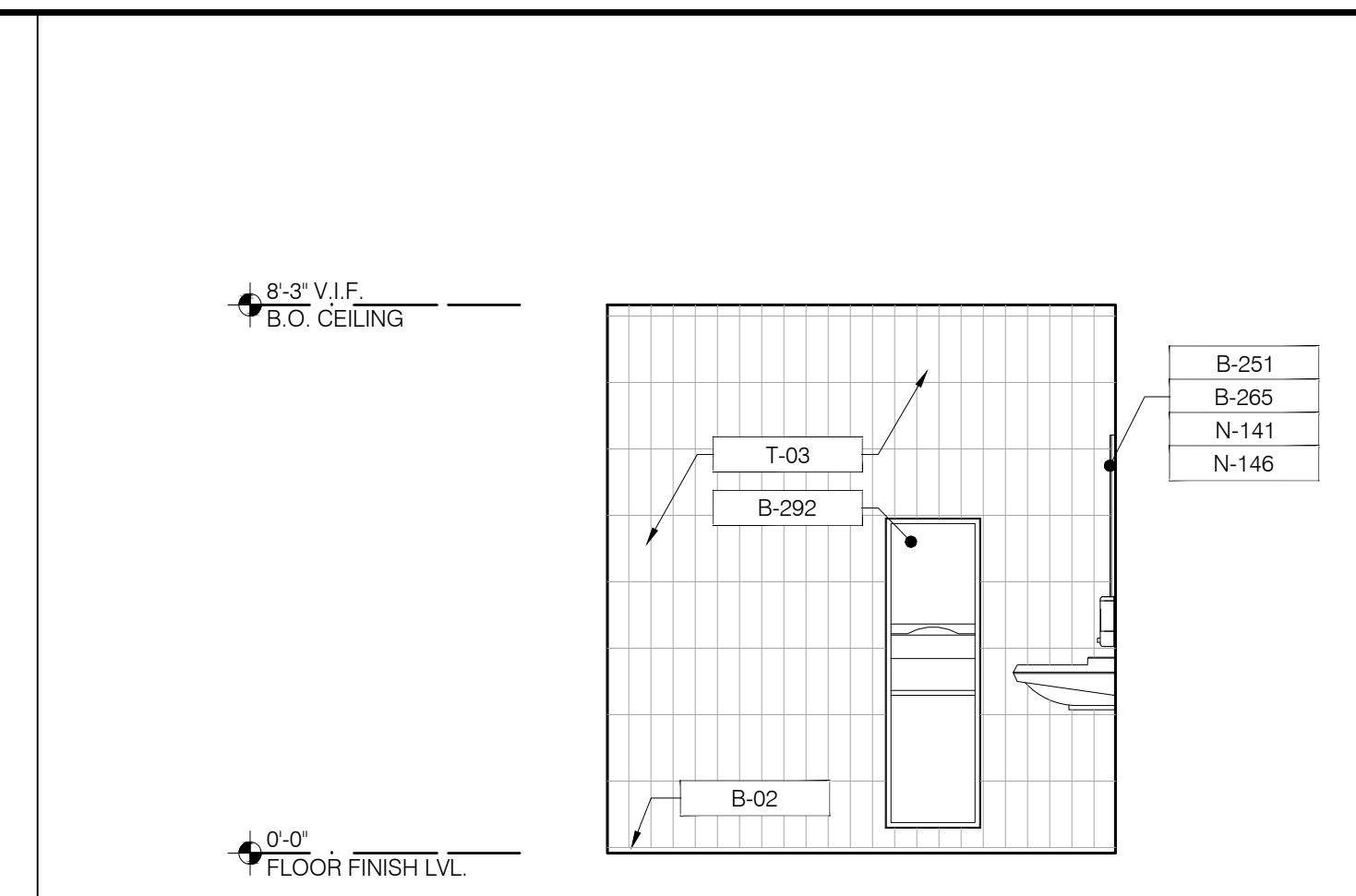
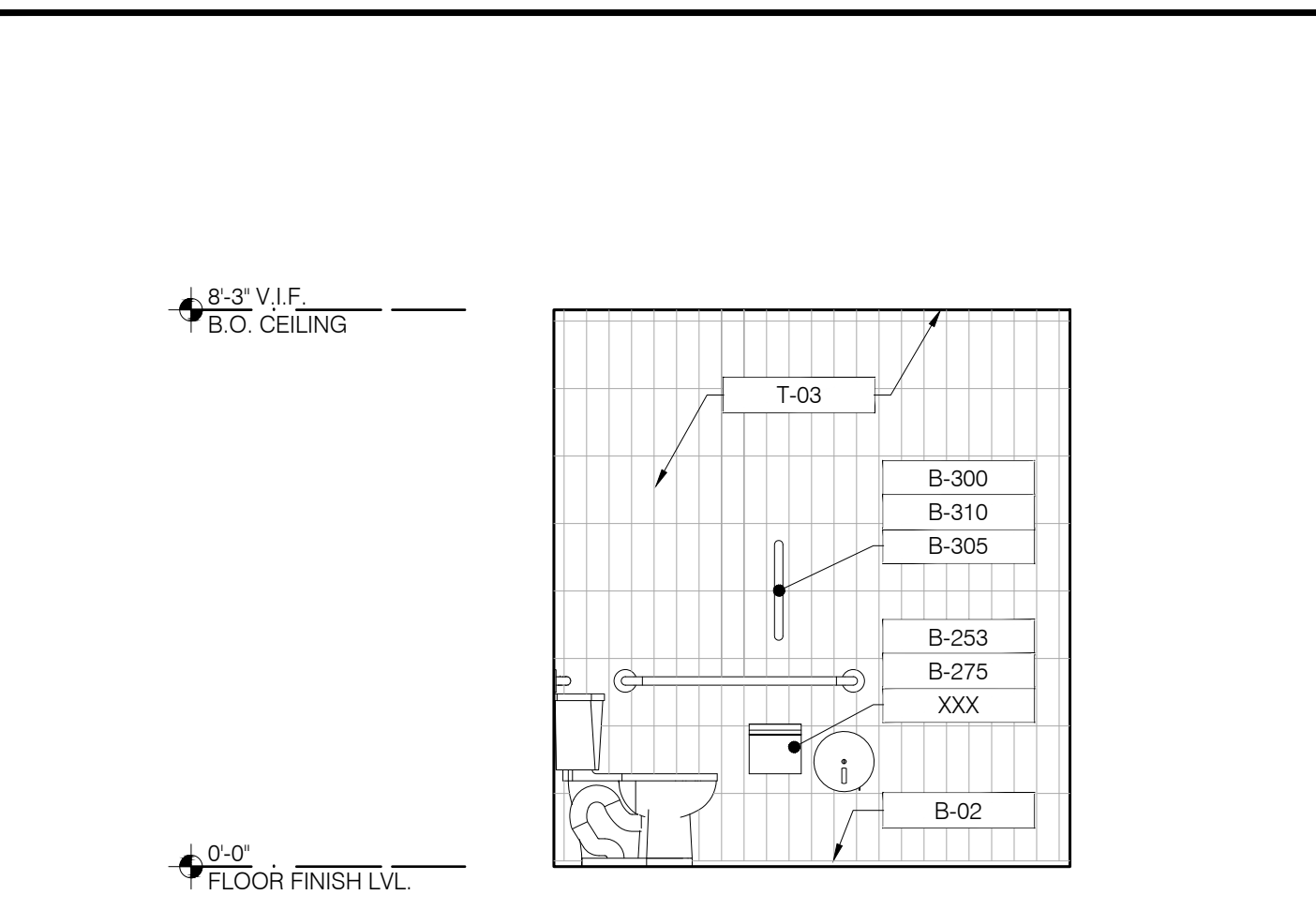
CONTRACT DATE:
 BUILDING GROUP: XXXXX
 FLOOR PLAN: XX-XX
 BRAND DESIGNER:
 SITE NUMBER:
 STORE NUMBER:

TACO BELL
 2415 SAN RAMON VALLEY BLVD #306
 SAN RAMON, CA 94583 USA



ENLARGED RESTROOM PLAN AND ELEVATIONS

A9.0

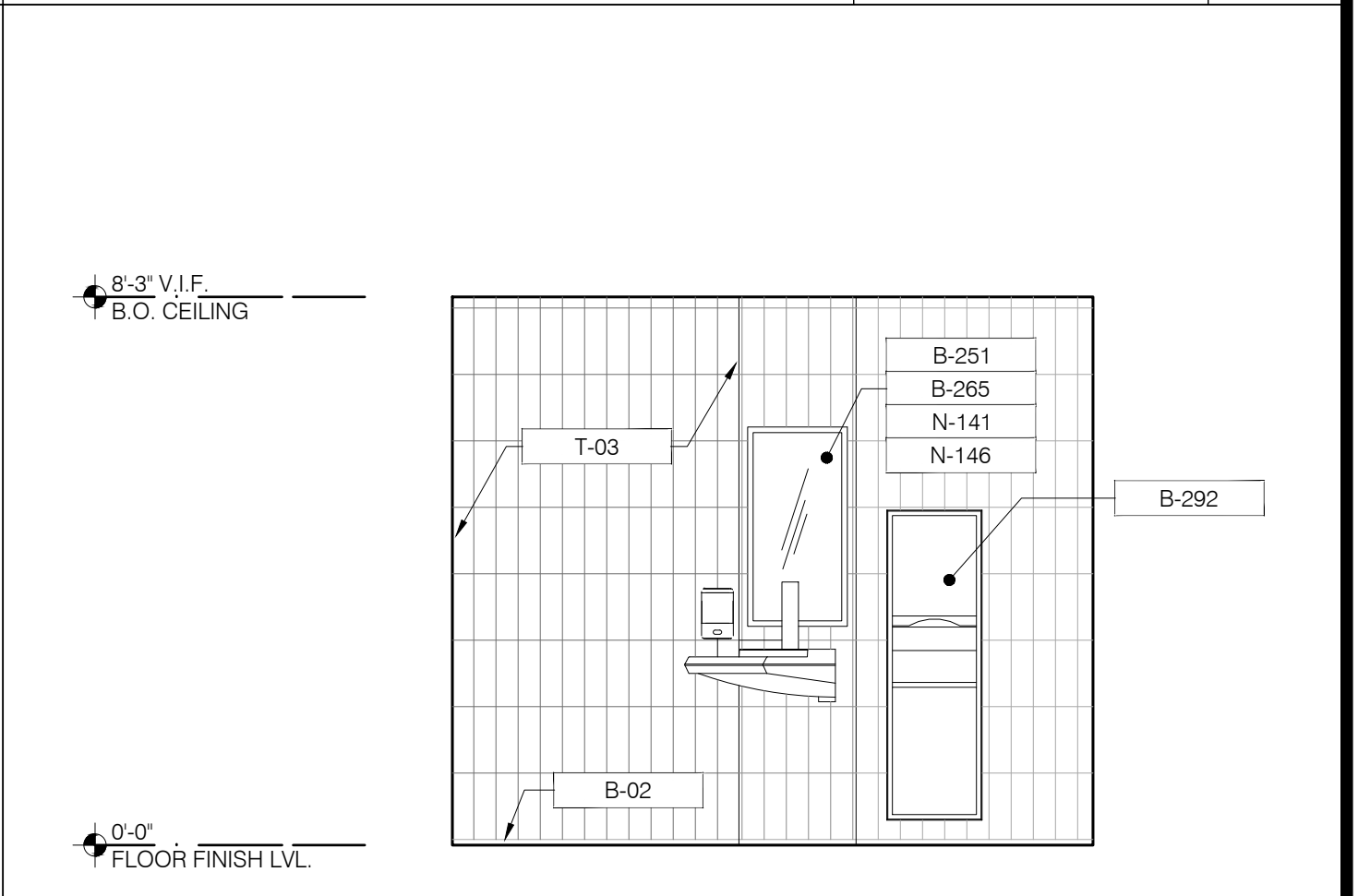
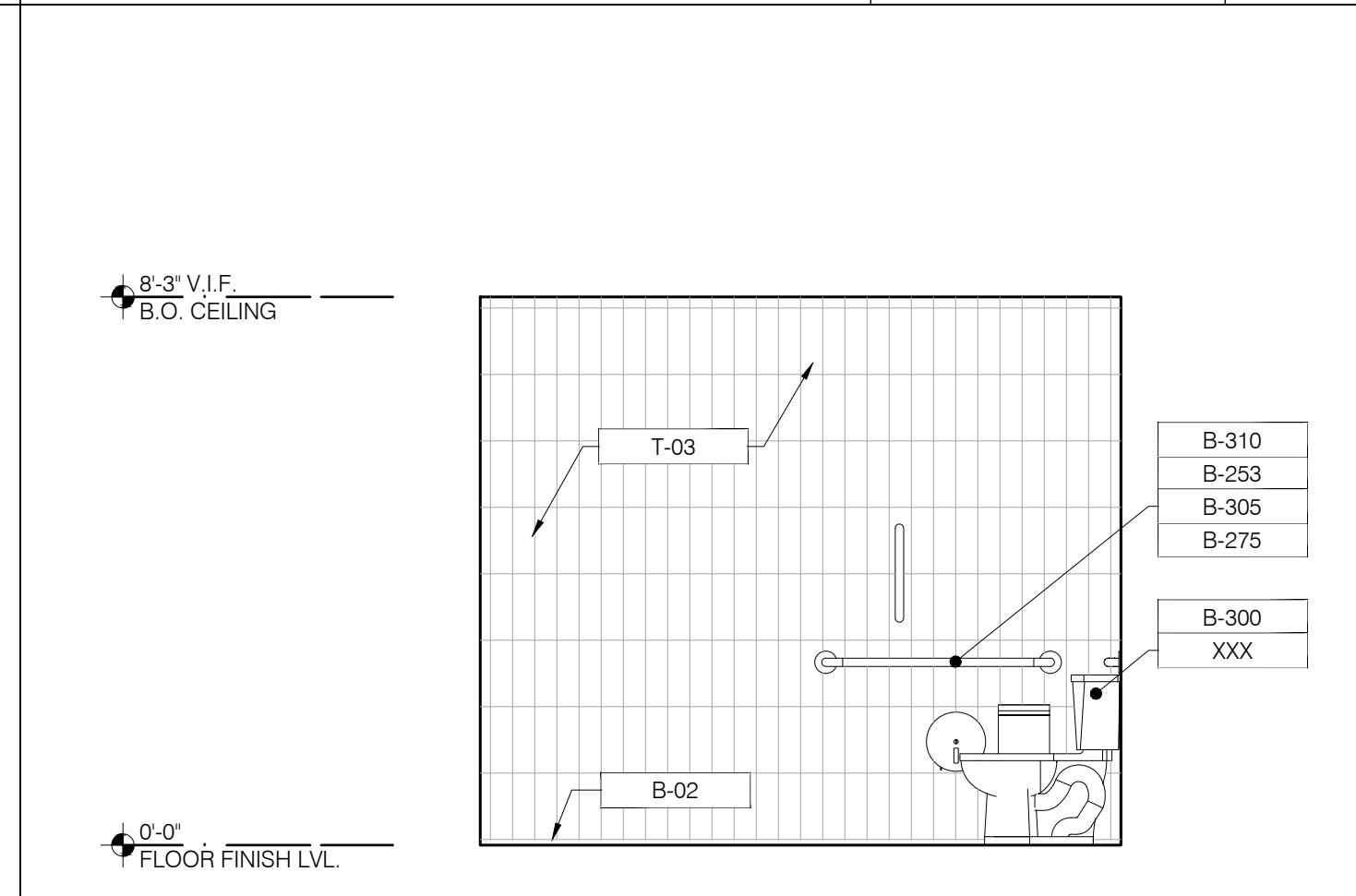
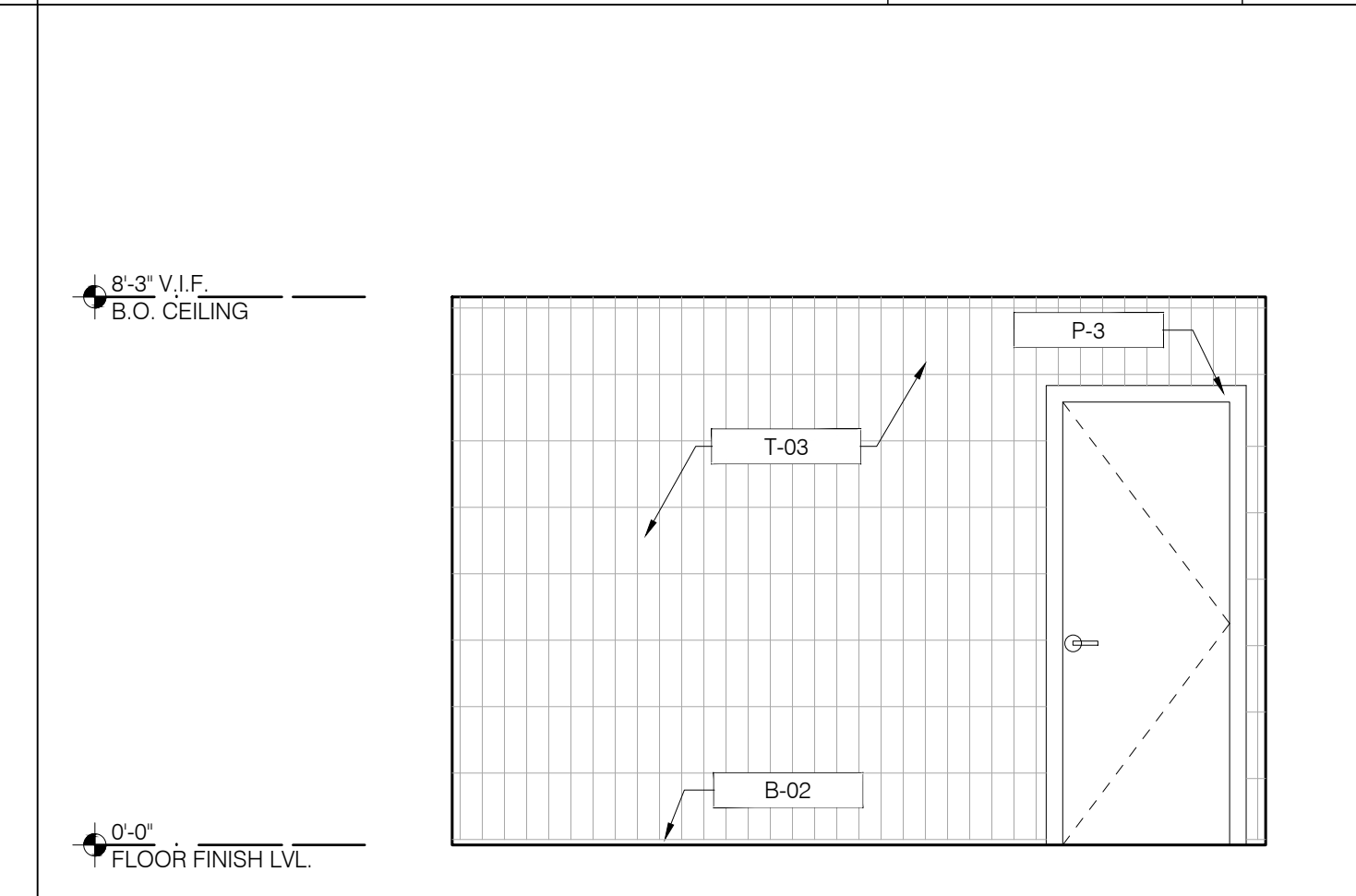
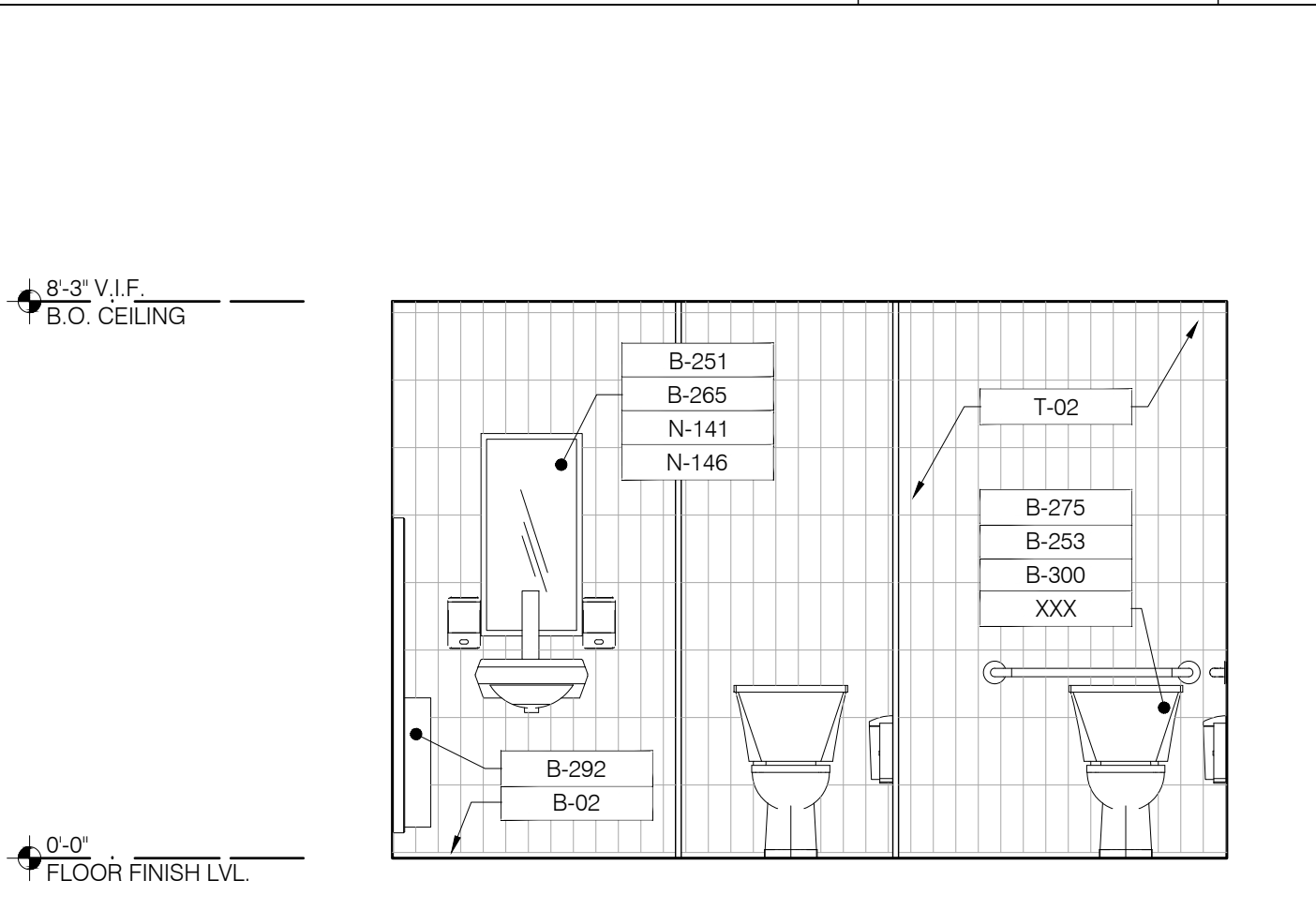


INTERIOR ELEVATION 3/8" = 1'-0" **J**

INTERIOR ELEVATION 3/8" = 1'-0" **G**

INTERIOR ELEVATION 3/8" = 1'-0" **E**

INTERIOR ELEVATION 3/8" = 1'-0" **C**



INTERIOR ELEVATION 3/8" = 1'-0" **H**

INTERIOR ELEVATION 3/8" = 1'-0" **F**

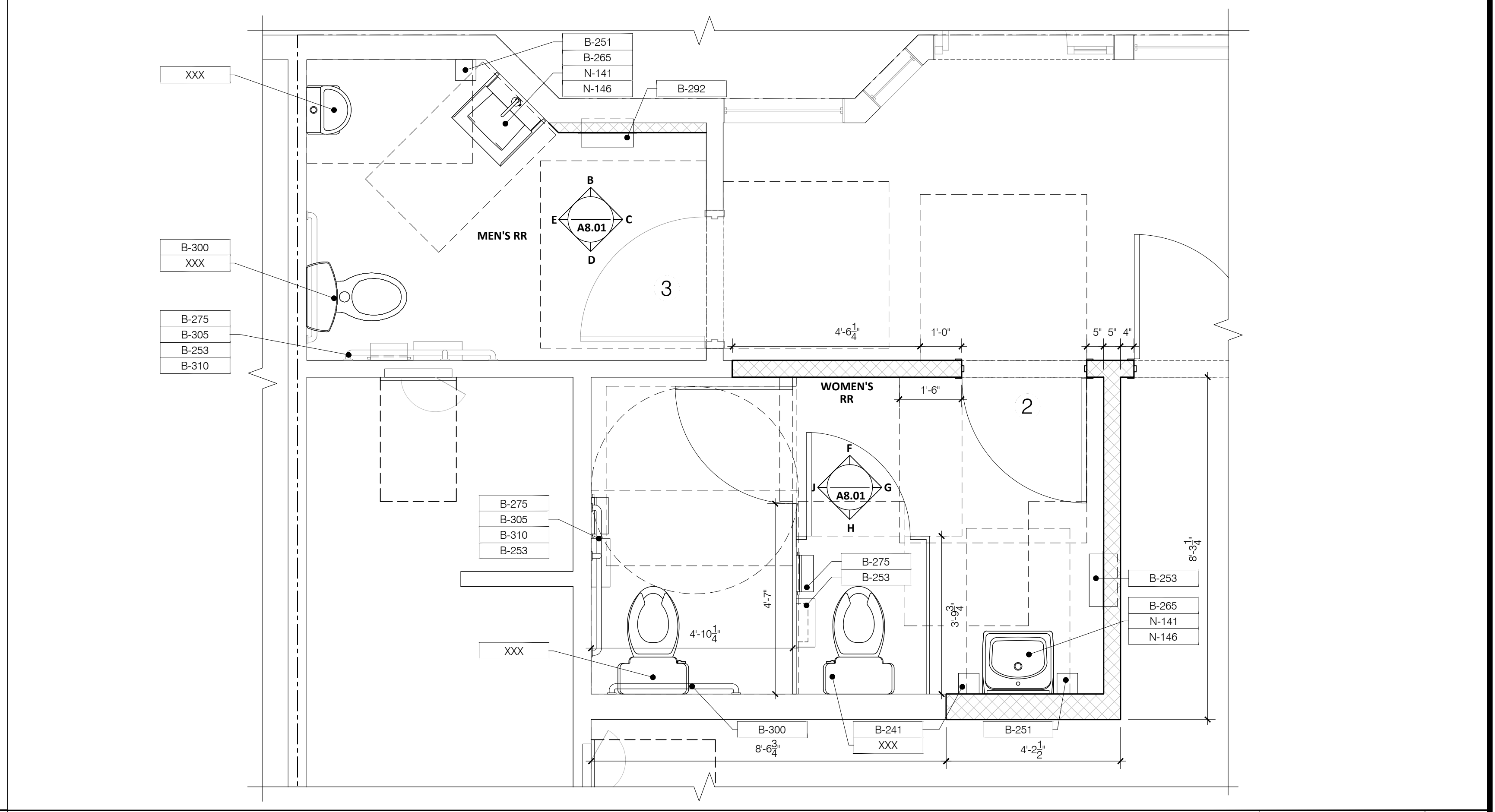
INTERIOR ELEVATION 3/8" = 1'-0" **D**

INTERIOR ELEVATION 3/8" = 1'-0" **B**

GENERAL NOTES

- PROVIDE PROPER 2x BLOCKING AT WALL RECESSED MOUNTED ACCESSORIES.
- GRAB BARS, FASTENERS AND MOUNTING DEVICES SHALL BE INSTALLED PER ADA REQUIREMENTS.
- REFER TO FLOOR PLAN NOTES FOR BLOCKING AND SUBSTRATE NOTES.
- REFER TO SHEET ADA1.0 FOR MOUNTING HEIGHTS AND CLEARANCES OF ACCESSORIES AND FIXTURES.
- ALL DIMENSIONS OF THIS DRAWING ARE TO FINISH SURFACE
- PAINT DOOR FRAMES P-X BOTH SIDES.

NOTE: SITE SPECIFIC ARCHITECT SHALL VERIFY THAT RESTROOM CONFIGURATION, PLUMBING FIXTURES, AND TOILET ACCESSORIES ARE COMPLIANT WITH FEDERAL, STATE, AND LOCAL ACCESSIBILITY CODES.

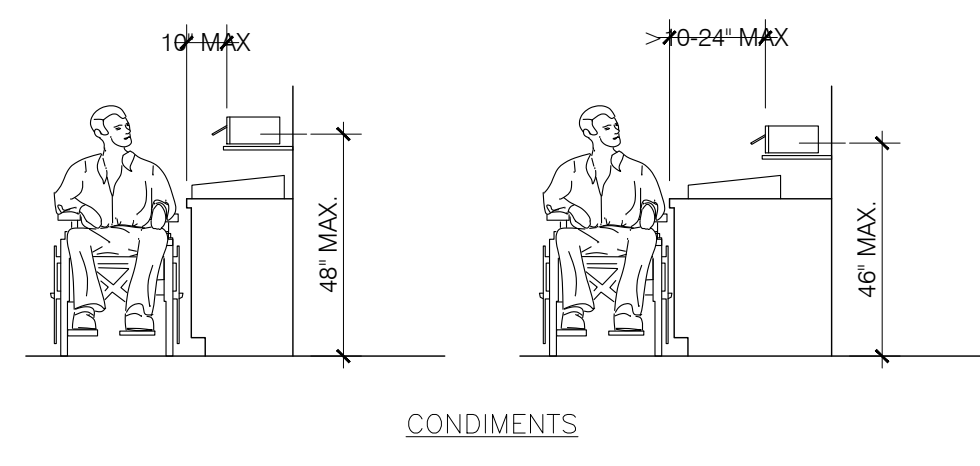
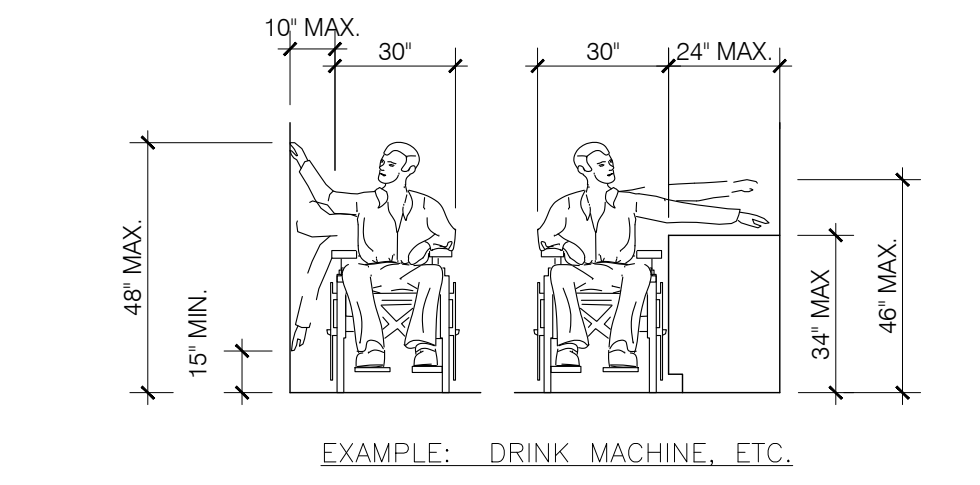
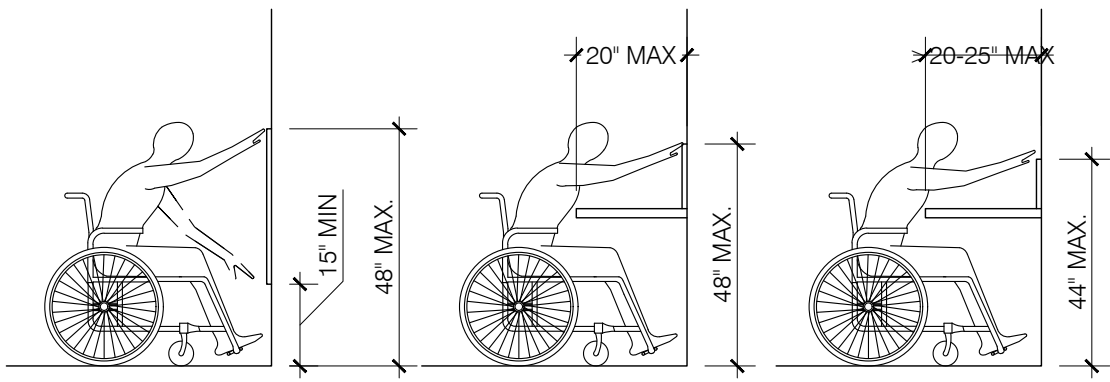
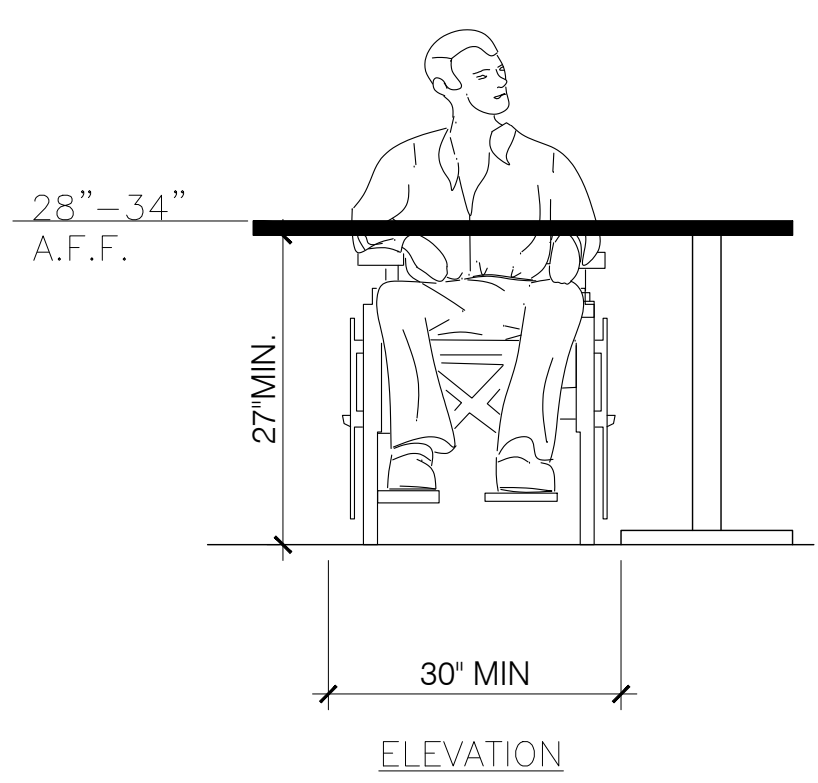


GENERAL NOTES **K**

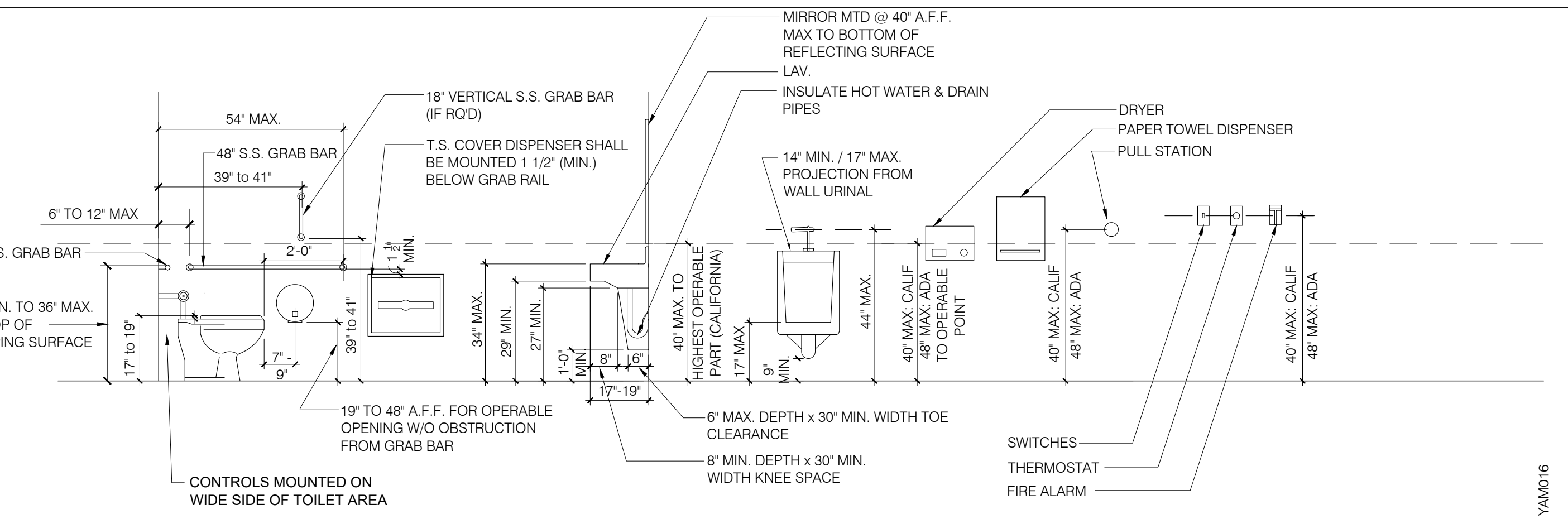
RESTROOM - PLAN 1/2" = 1'-0" **A**

TOTAL SEATS	ACCESSIBLE SEATS
1 - 20	1
21 - 40	2
41 - 60	3
61 - 80	4
81 - 100	5
101 - 120	6
121 - 140	7

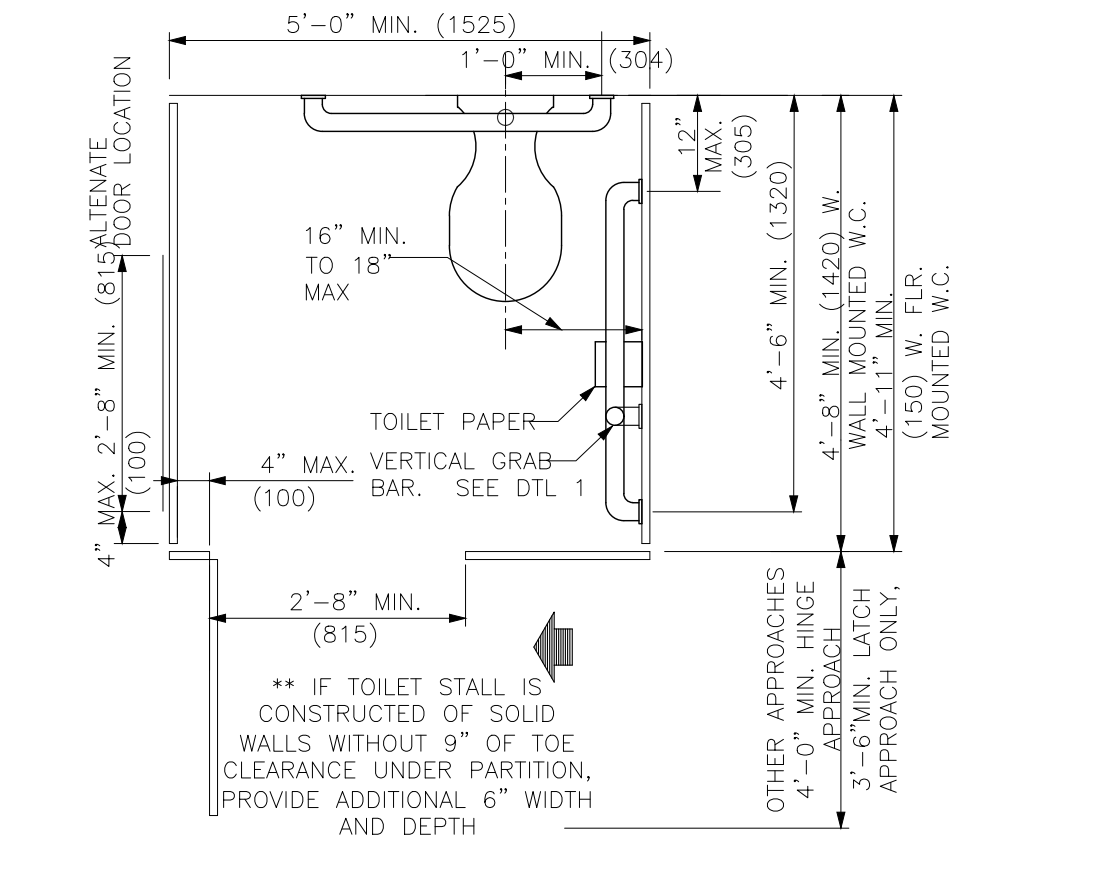
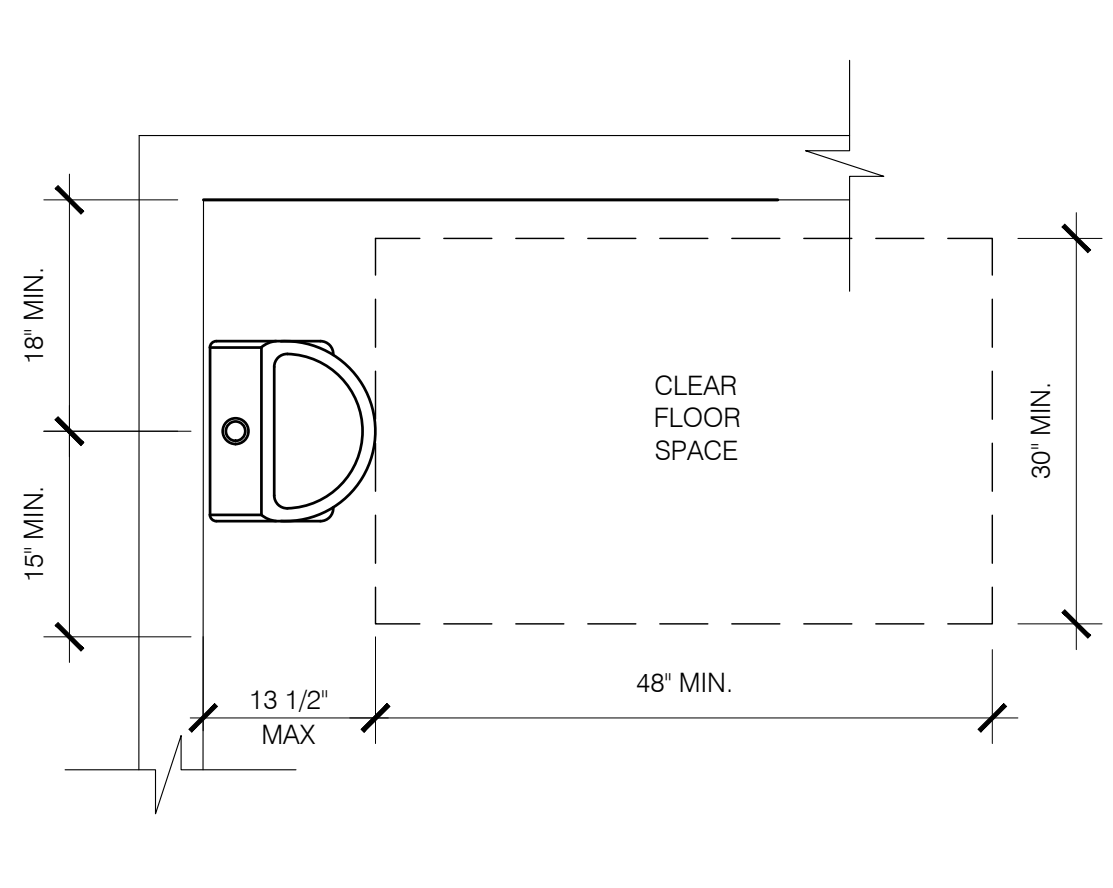
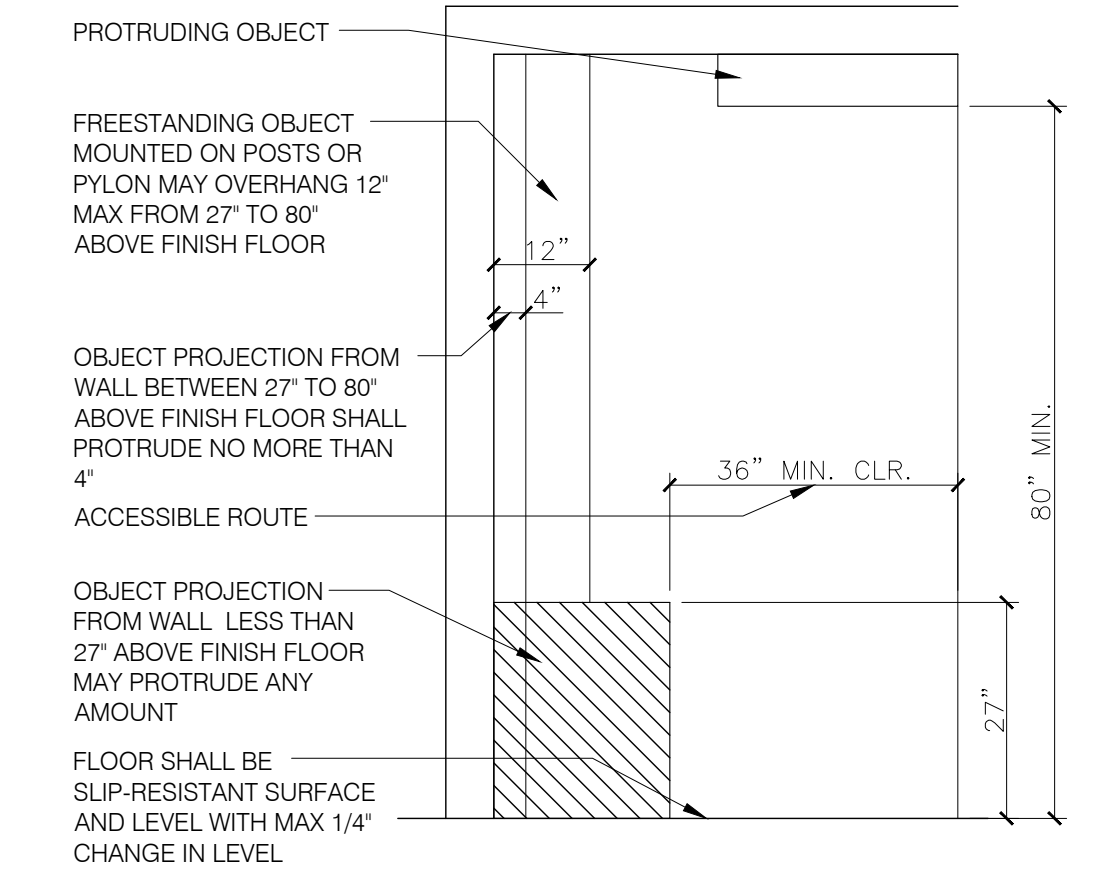
VERIFY WITH LOCAL STANDARDS



NOTES:
1. TOP OF GRIPPING SURFACE 33" TO 36" MAX TO THE TOP OF THE BAR. SEE NOTES BELOW
2. 12" MINIMUM CLEAR ABOVE GRAB BAR



MOUNTING HTS. AND CLEARANCES FOR ACCESSIBILITY FOR DISABLES



SEATING & TABLES

NTS R

REACH RANGES

NTS N

INT. ACCESS ROOT CLEARANCES

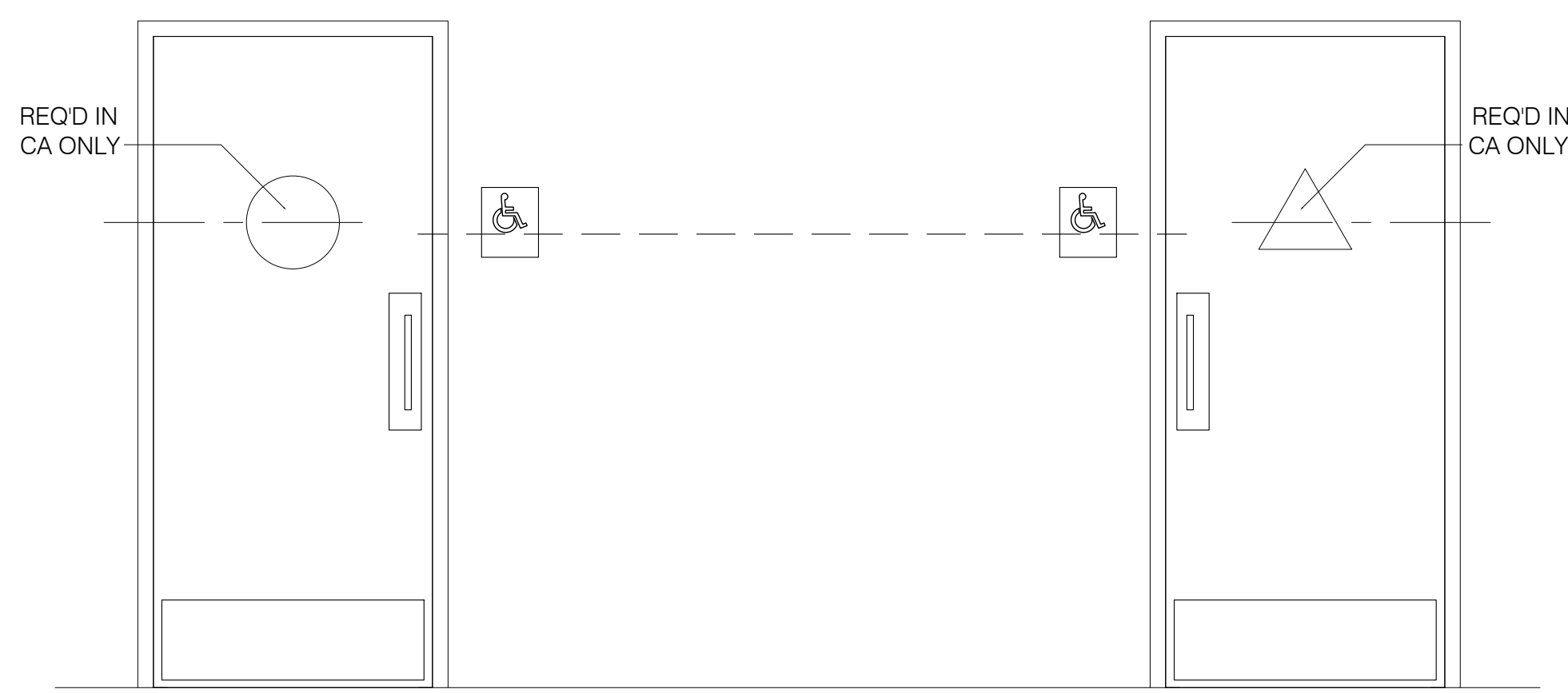
1/2" = 1'-0" K

ACCESSIBLE URINAL

NTS G

STANDARD TOILET STALL

1/2" = 1'-0" C



ACCESSIBLE RESTROOM DOORS

NTS M

PROTRUDING HAZARDS

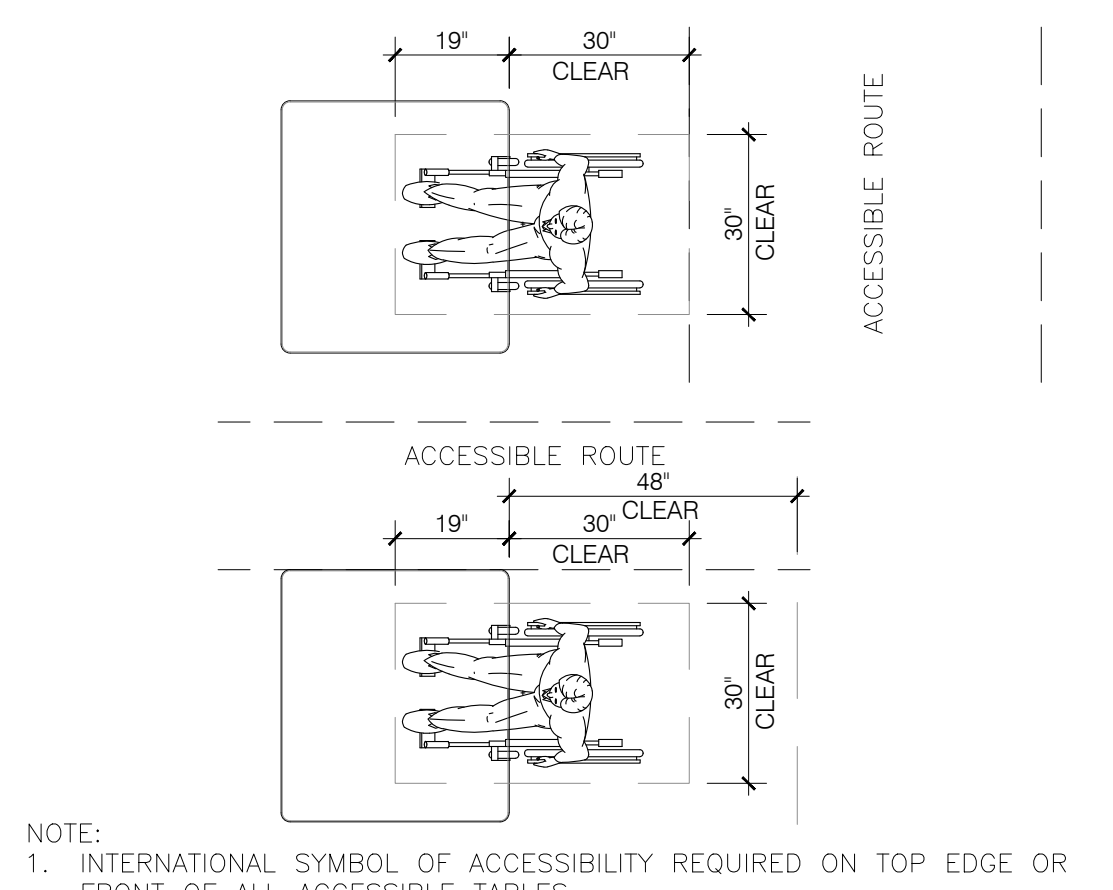
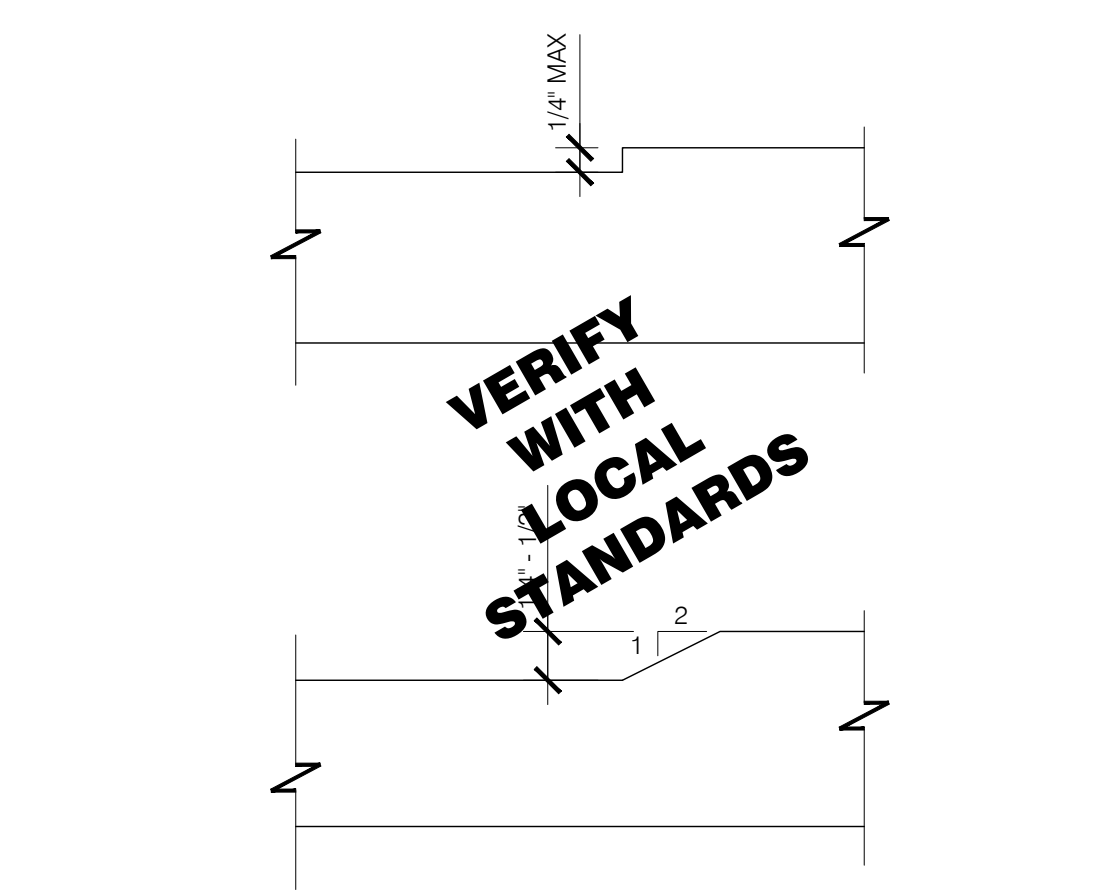
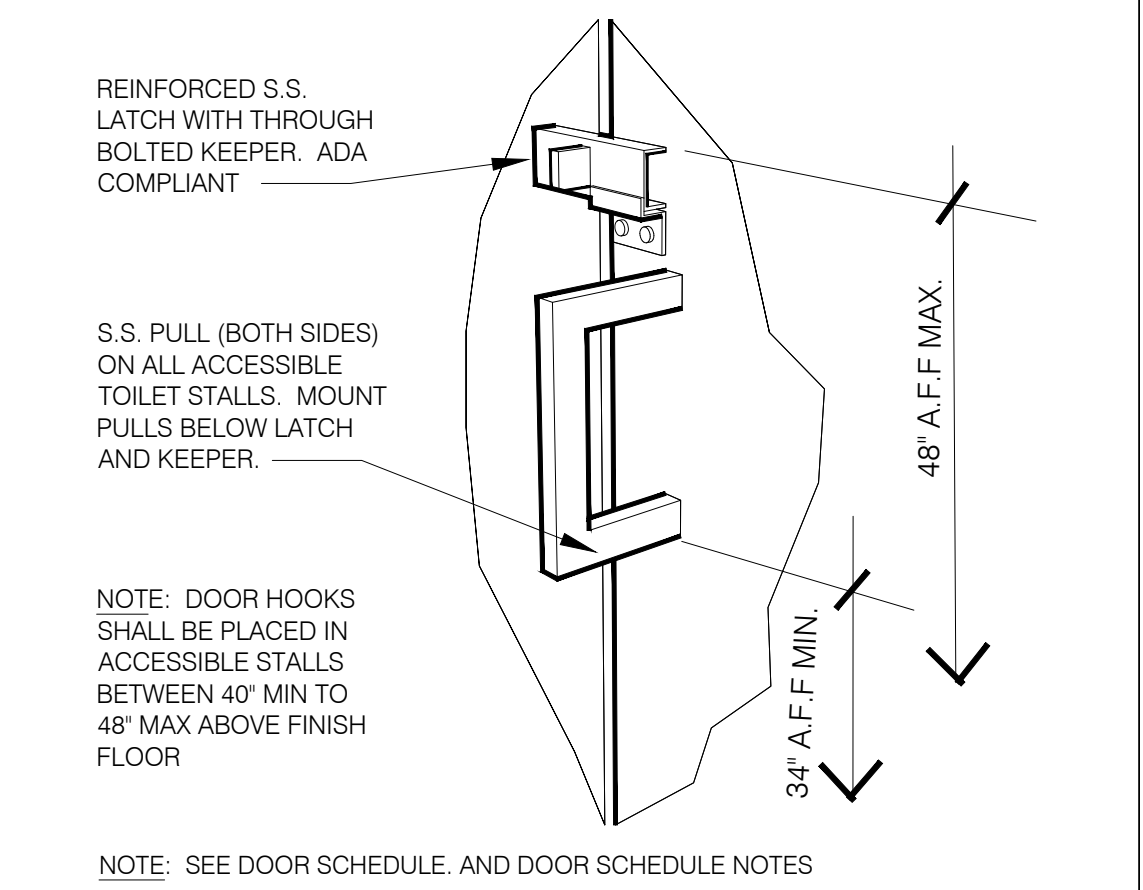
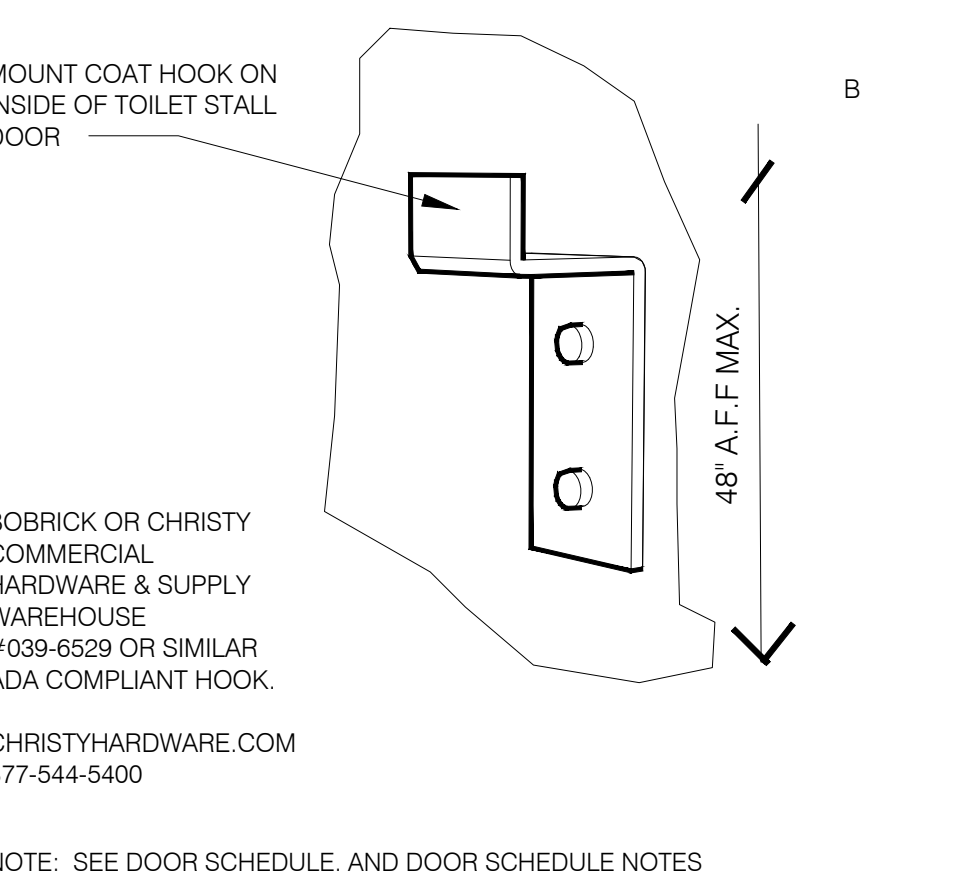
1/2" = 1'-0" J

GRAB BAR

NTS F

ACCESSIBLE LAVATORY

1/2" = 1'-0" B



1. INDICATED DIMENSIONS, HEIGHTS, DEPTHS, AREAS AND OTHER GRAPHIC INFORMATION ARE PROVIDED AS MINIMUMS THAT MUST BE MAINTAINED. THESE MINIMUMS ARE BASED UPON ILM STANDARDS AND MAY EXCEED ADA REQUIREMENTS. THE DETAILS SHOWN ARE CONCEPTUAL ONLY AND INTENDED TO SHOW ABSOLUTE MINIMUMS AND SHALL BE COORDINATED WITH THE OTHER CONSTRUCTION DOCUMENTS ASSOCIATED WITH THIS PROJECT.
2. 60" TURNING SPACE - PERMITTED OVERLAP LIMITED TO 1 ARM OF T-SHAPED SPACE - CAN OVERLAP FIXTURE & DOOR CLEARANCE - DOOR CAN SWING INTO TURNING SPACE A MAXIMUM OF 12".
3. RESTROOM, IN GENERAL, DOOR SWING MUST BE OUTSIDE OF THE FIXTURE CLEAR FLOOR SPACE HOWEVER A DOOR CAN SWING INTO FIXTURE CLEAR FLOOR SPACE IF WHEELCHAIR SPACE 30"x48" IS PROVIDED BEYOND THE DOOR SWING.
4. TOILET ROOM MUST ALLOW FOR SIDE TRANSFER - 42" BETWEEN FIXTURES.

TILE BASE TRANSITION

NTS P

PARTITION DOOR LATCH AT PULL

NTS L

CHANGES IN LEVEL

NTS H

DINING ROOM SEATING CLEARANCES

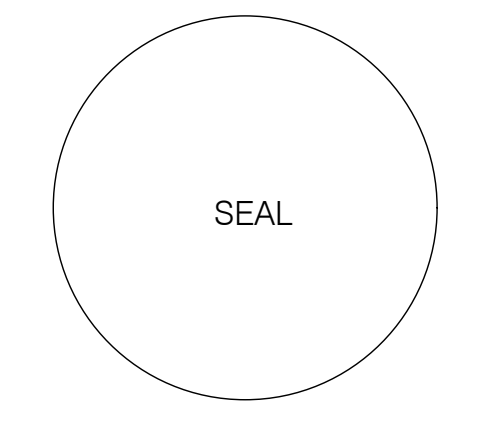
NTS E

GENERAL NOTES

NTS A

THESE DOCUMENTS ARE PROVIDED AS A CONSTRUCTION DOCUMENT TEMPLATE FOR THIS BUILDING TYPE. THESE DRAWINGS MUST BE REVIEWED AND ADAPTED BY A LICENSED ARCHITECT AND/OR ENGINEER TO MEET ALL STATE AND LOCAL JURISDICTIONAL REQUIREMENTS FOR SITE SPECIFIC PROJECTS. MODIFICATIONS THAT CHANGE THE IMAGE ELEMENTS OR KITCHEN OPERATIONS MUST BE APPROVED BY A YUM BRANDS REGIONAL ARCHITECTURAL PARTNER (RAP) PRIOR TO CONSTRUCTION.

REMOVE THIS DISCLAIMER PRIOR TO PRINTING - REPLACE WITH CONSULTANT'S LOGO.



DATE: NOV-13-2019 CD SET

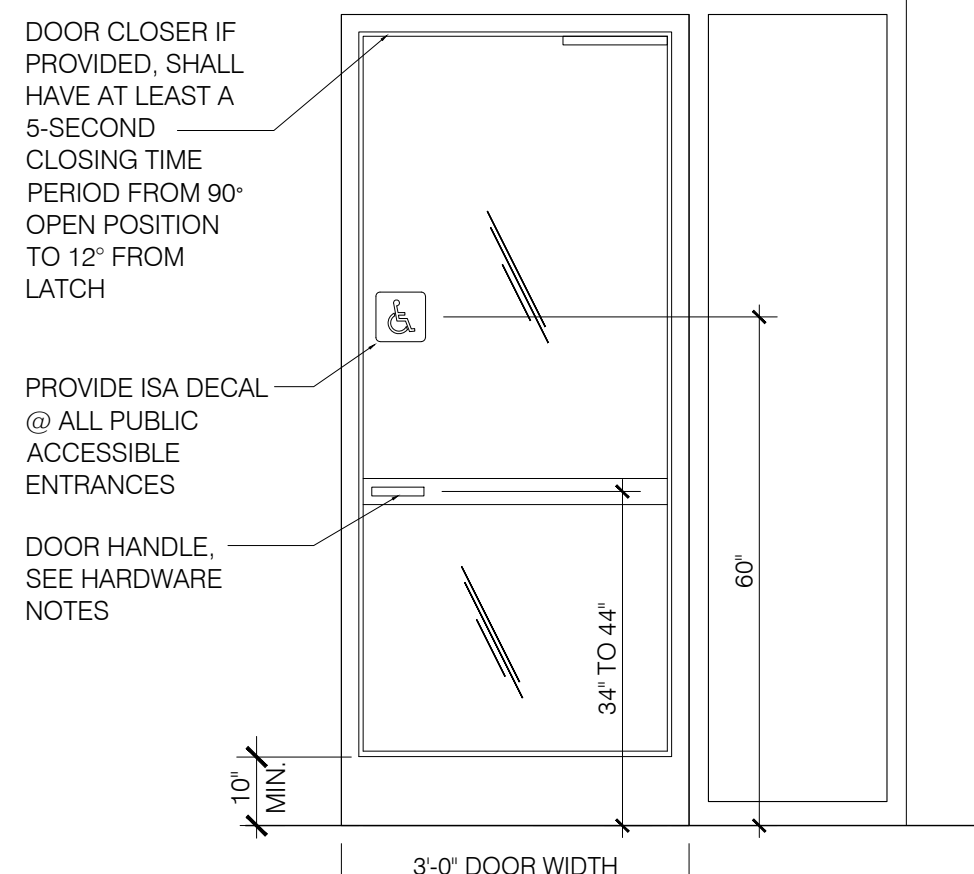
CONTRACT DATE: _____
BUILDING GROUP: XXXXX
FLOOR PLAN: XX-XX
BRAND DESIGNER: _____
SITE NUMBER: _____
STORE NUMBER: _____

TACO BELL
2415 SAN RAMON VALLEY BLVD #306
SAN RAMON, CA 94583 USA

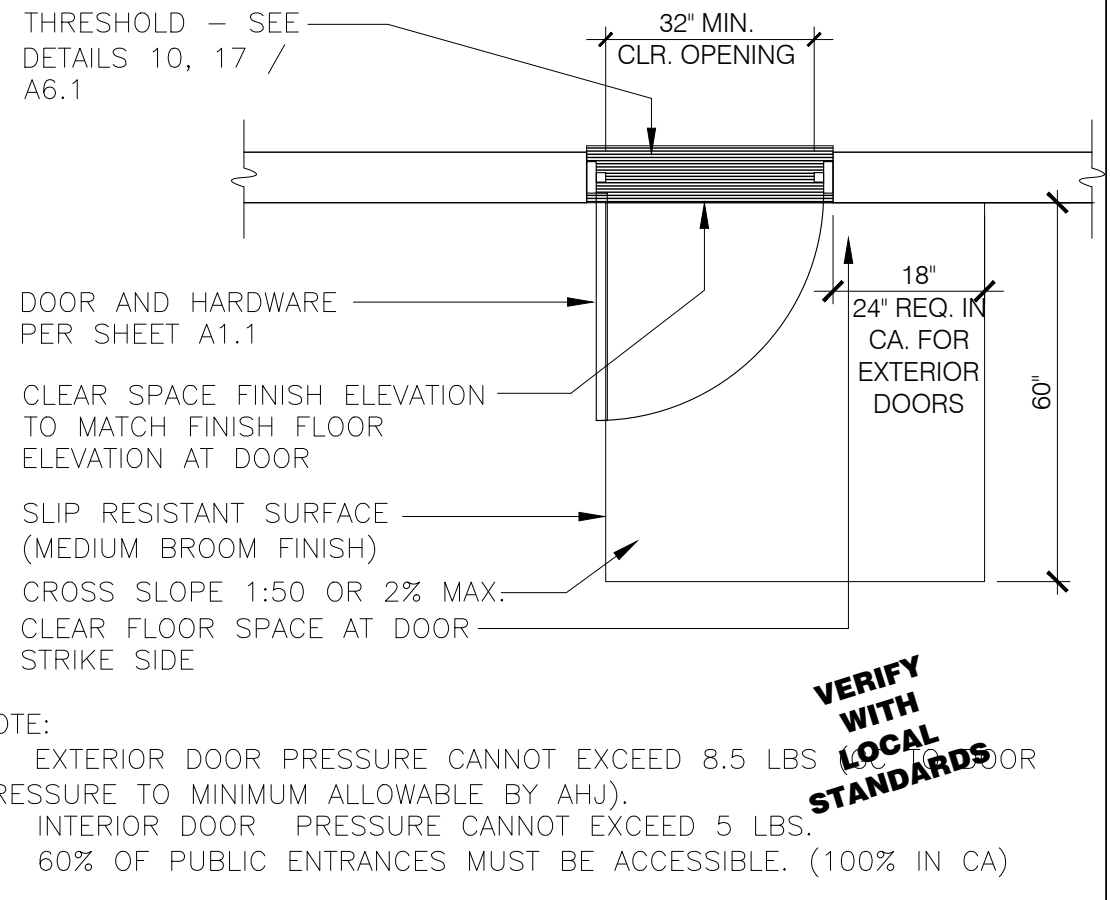


ACCESSIBILITY REQUIREMENTS

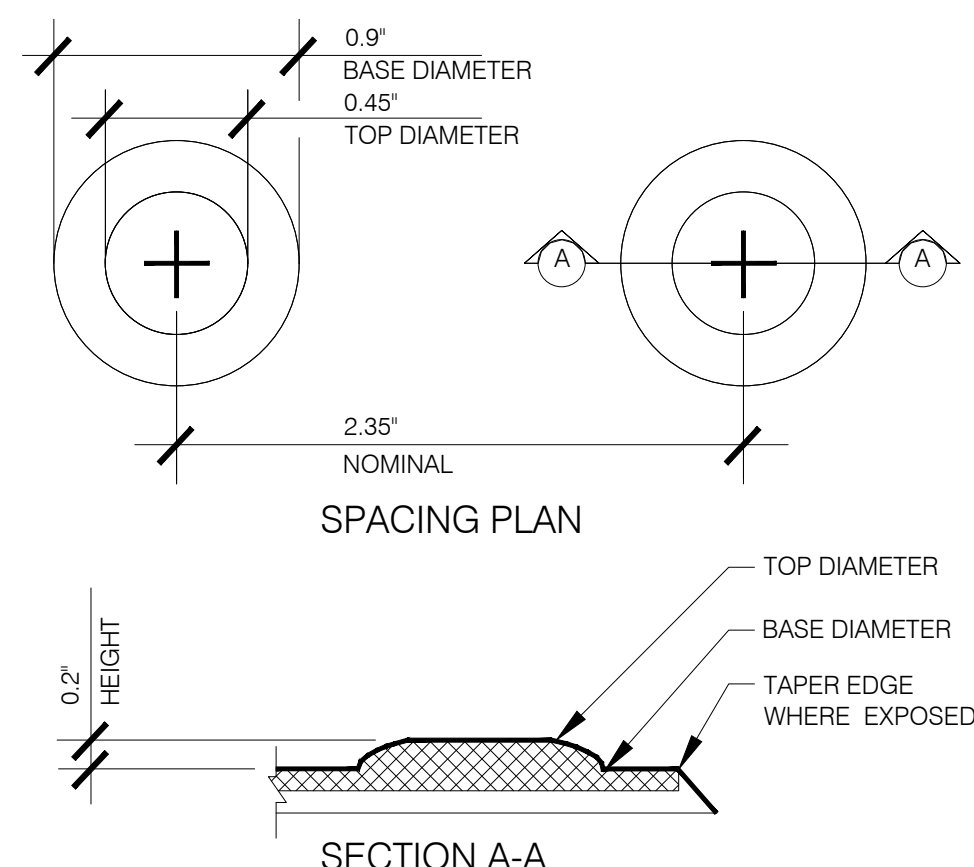
ADA1.0



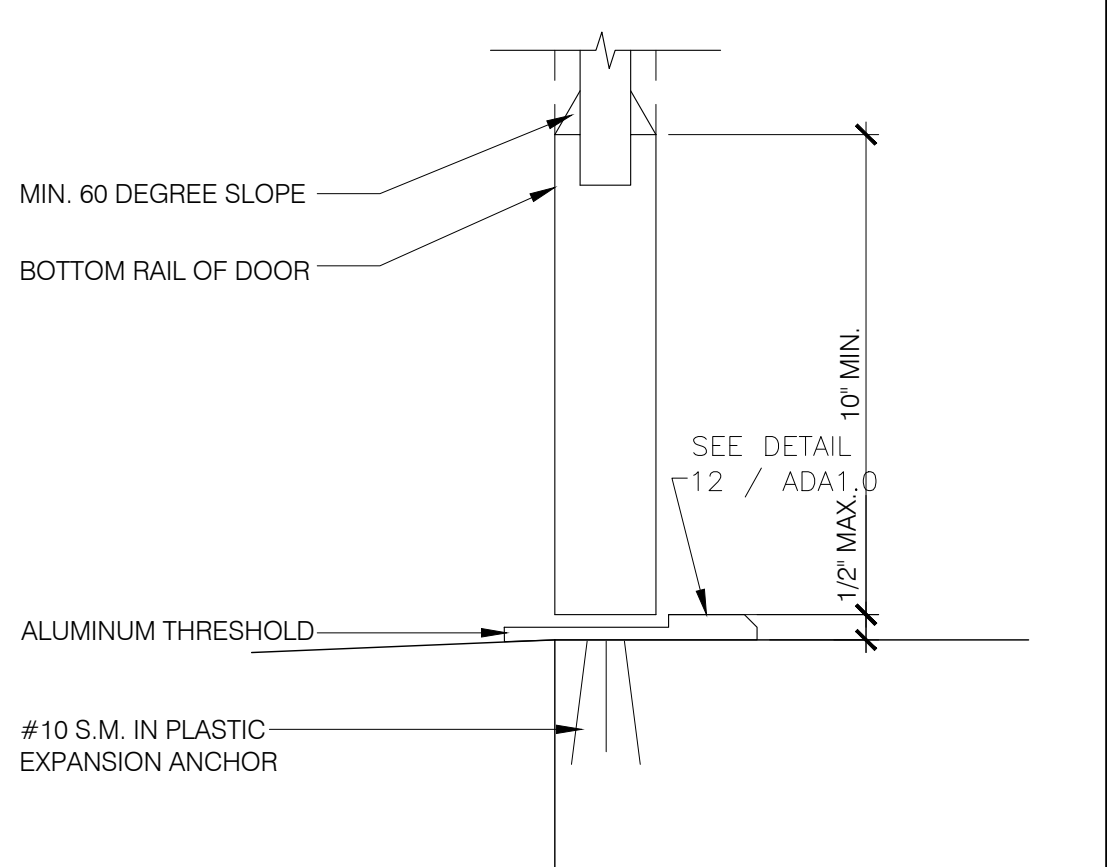
TYP. ENTRANCE / EXIT DOOR NTS **K**



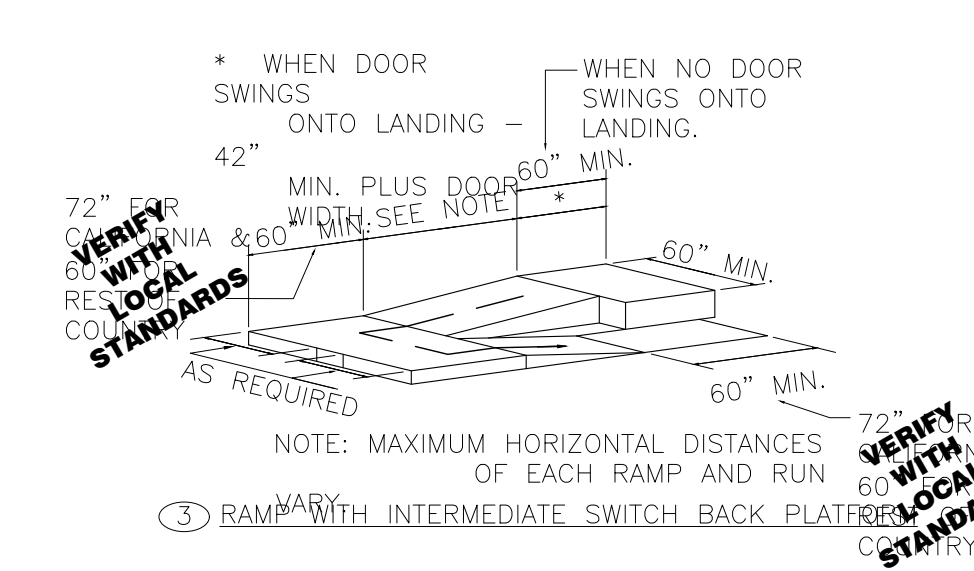
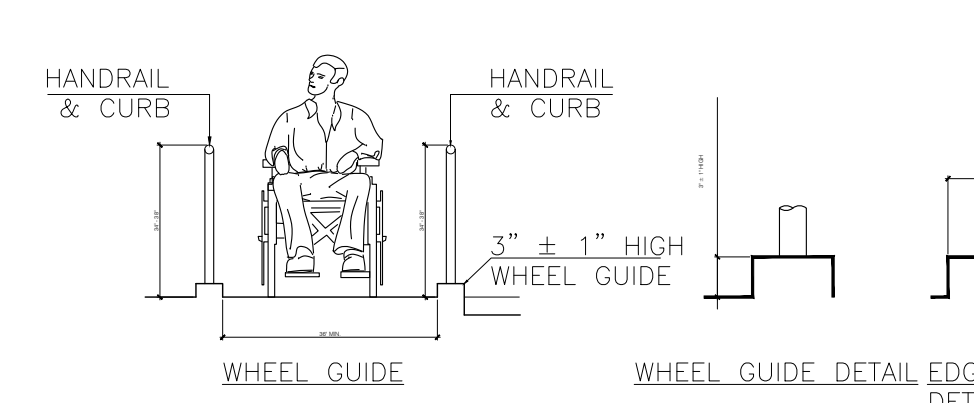
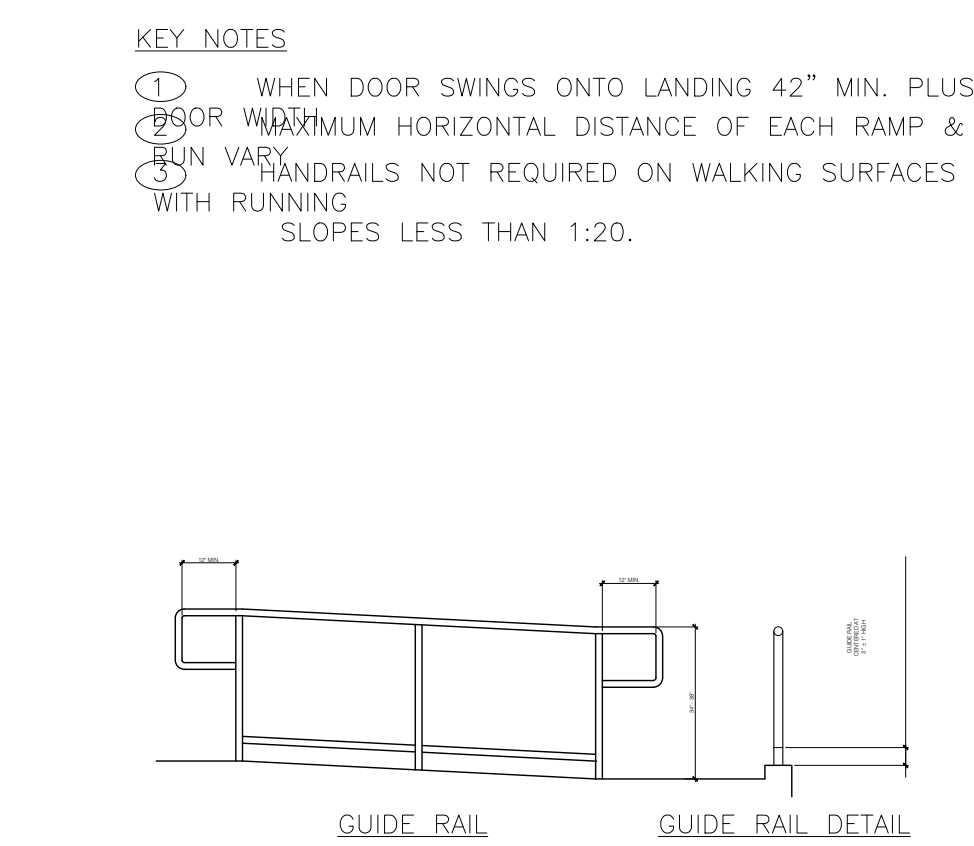
EXTERIOR DOOR REQUIREMENTS 3" = 1'-0" **H**



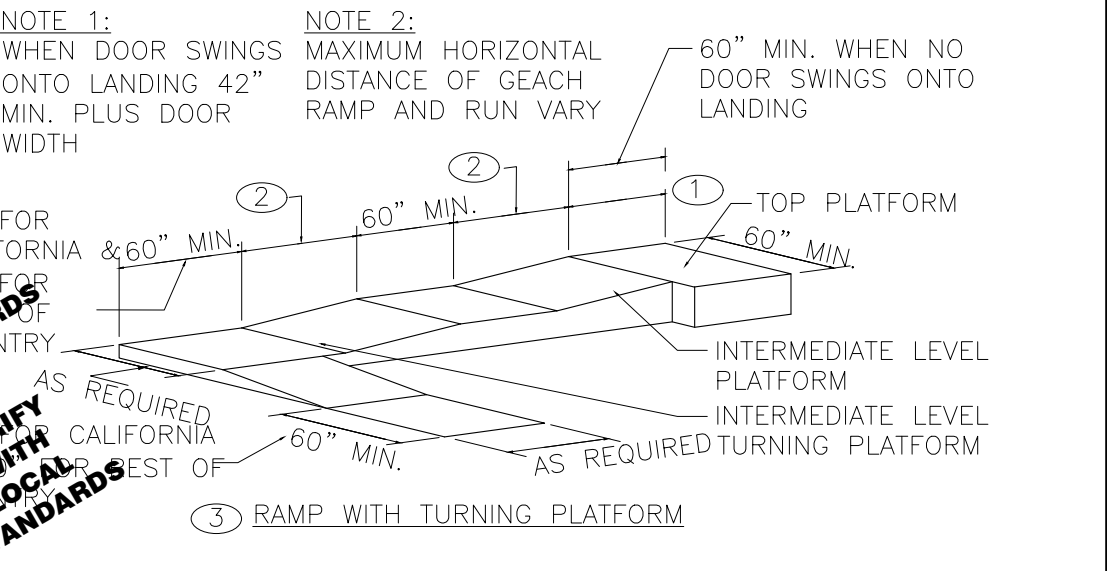
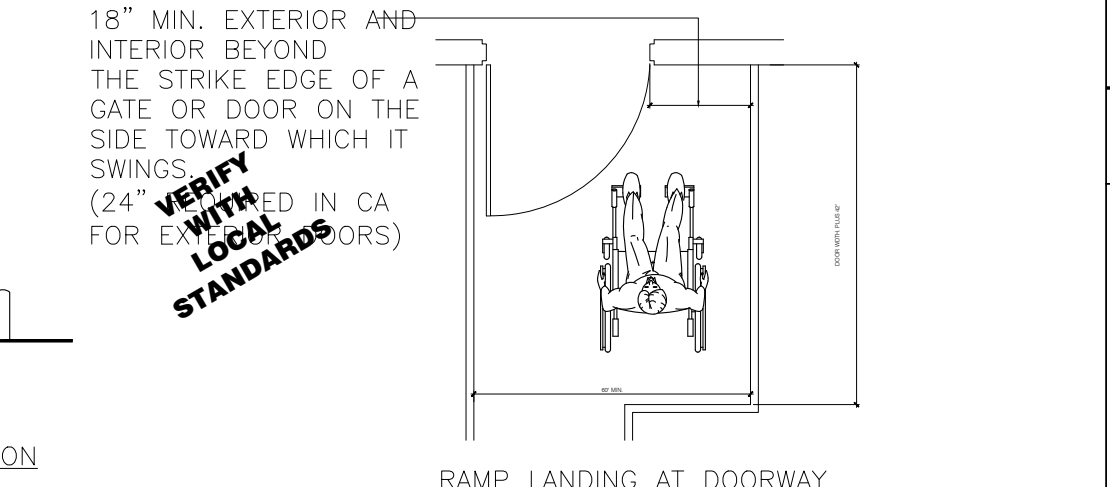
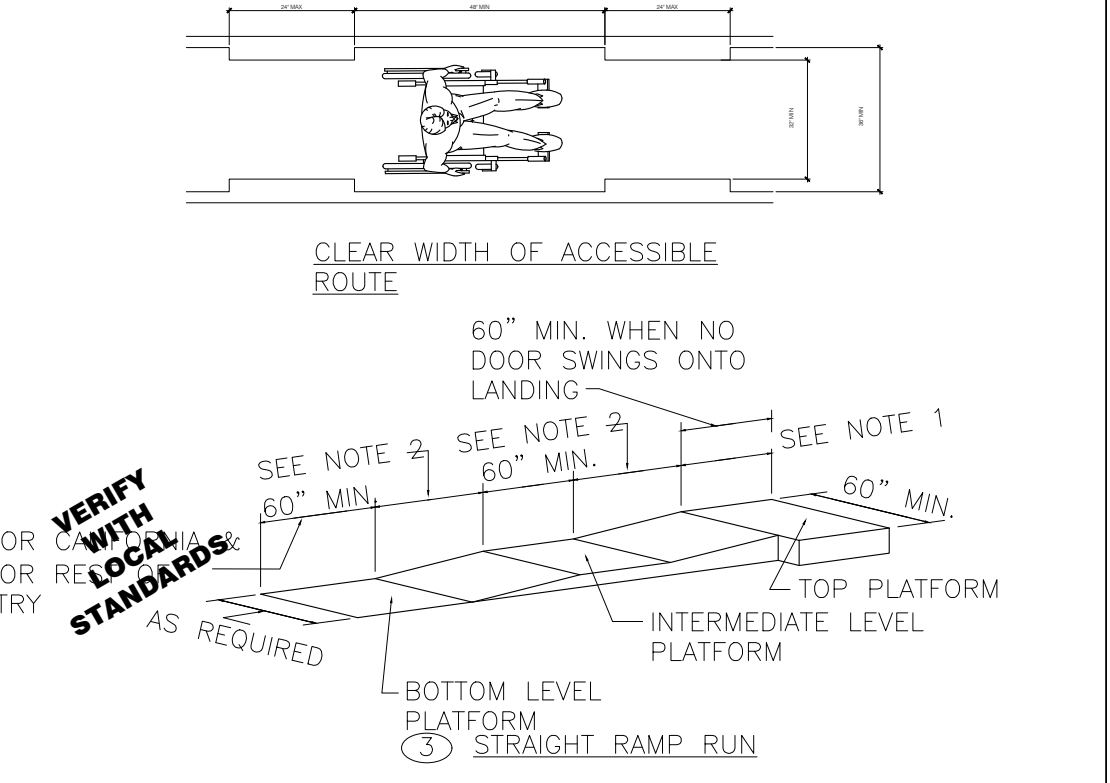
TRUNCATED DOMES NTS **J**



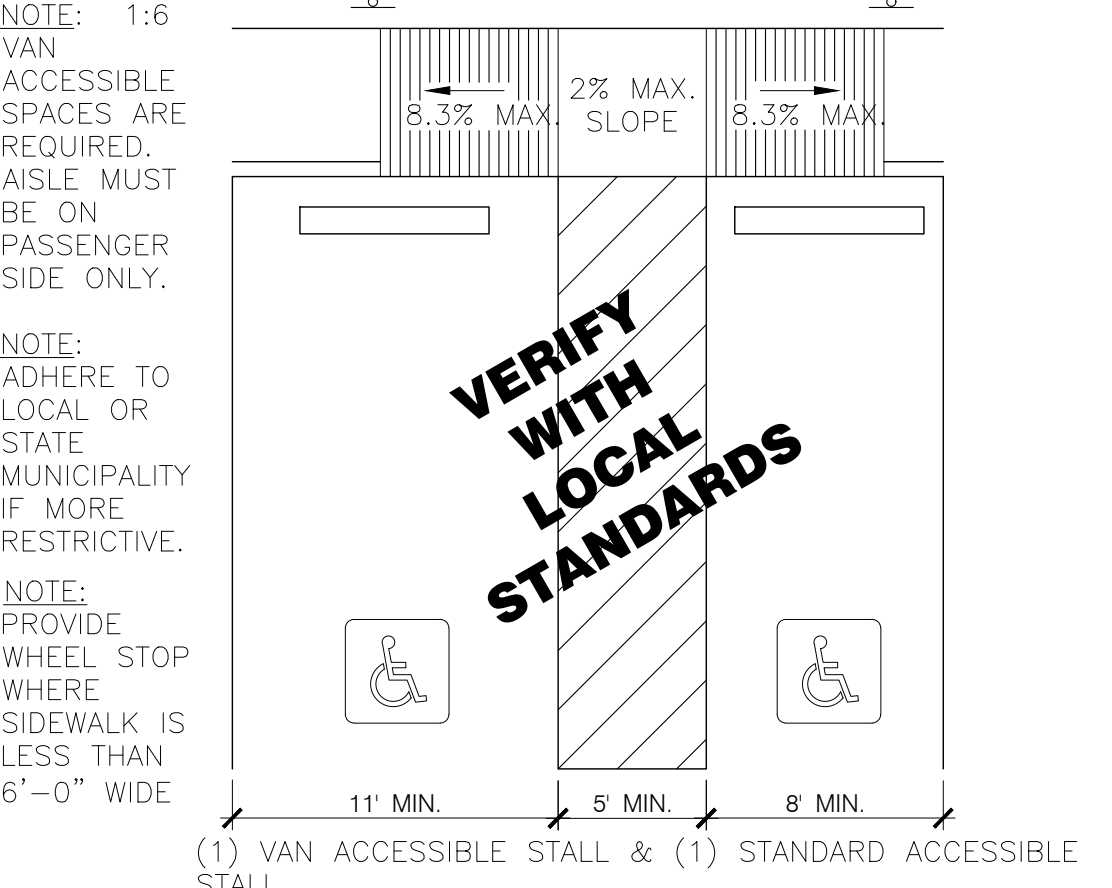
BOTTOM RAIL (EXTERIOR DOOR) 3" = 1'-0" **G**



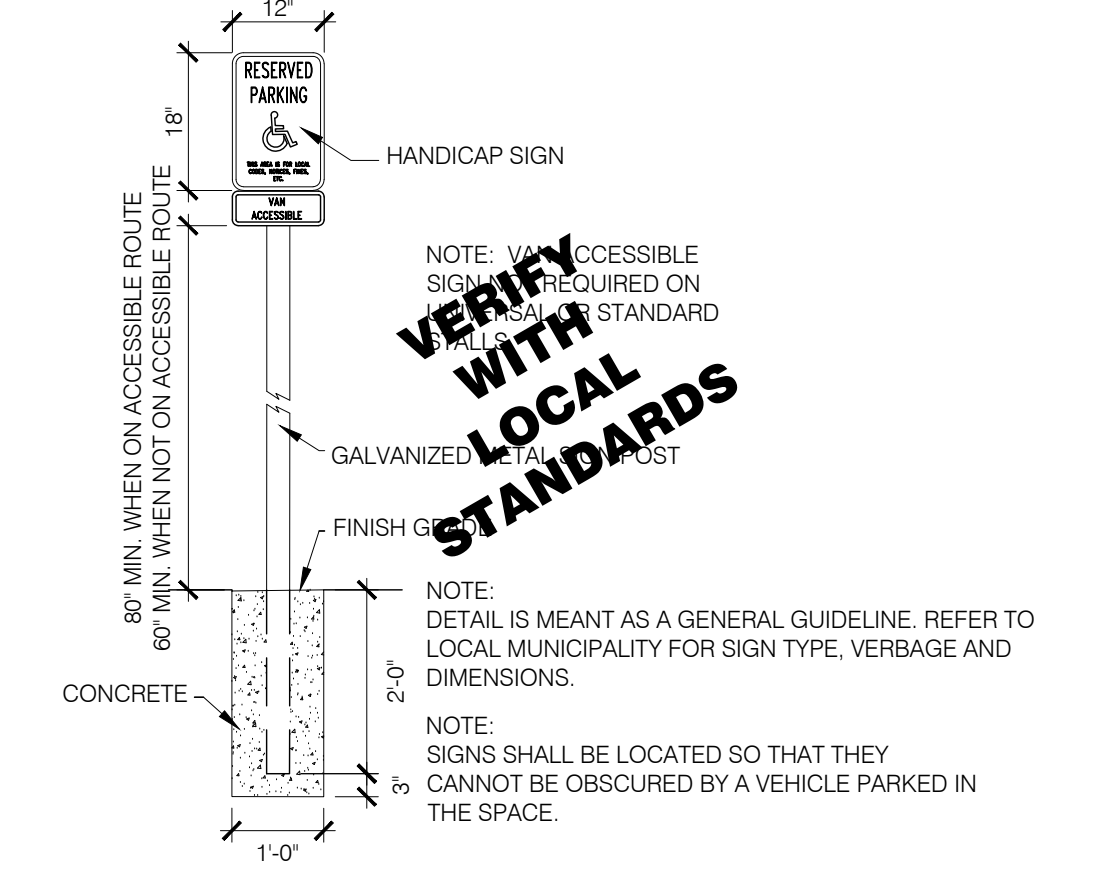
RAMPS NTS **F**



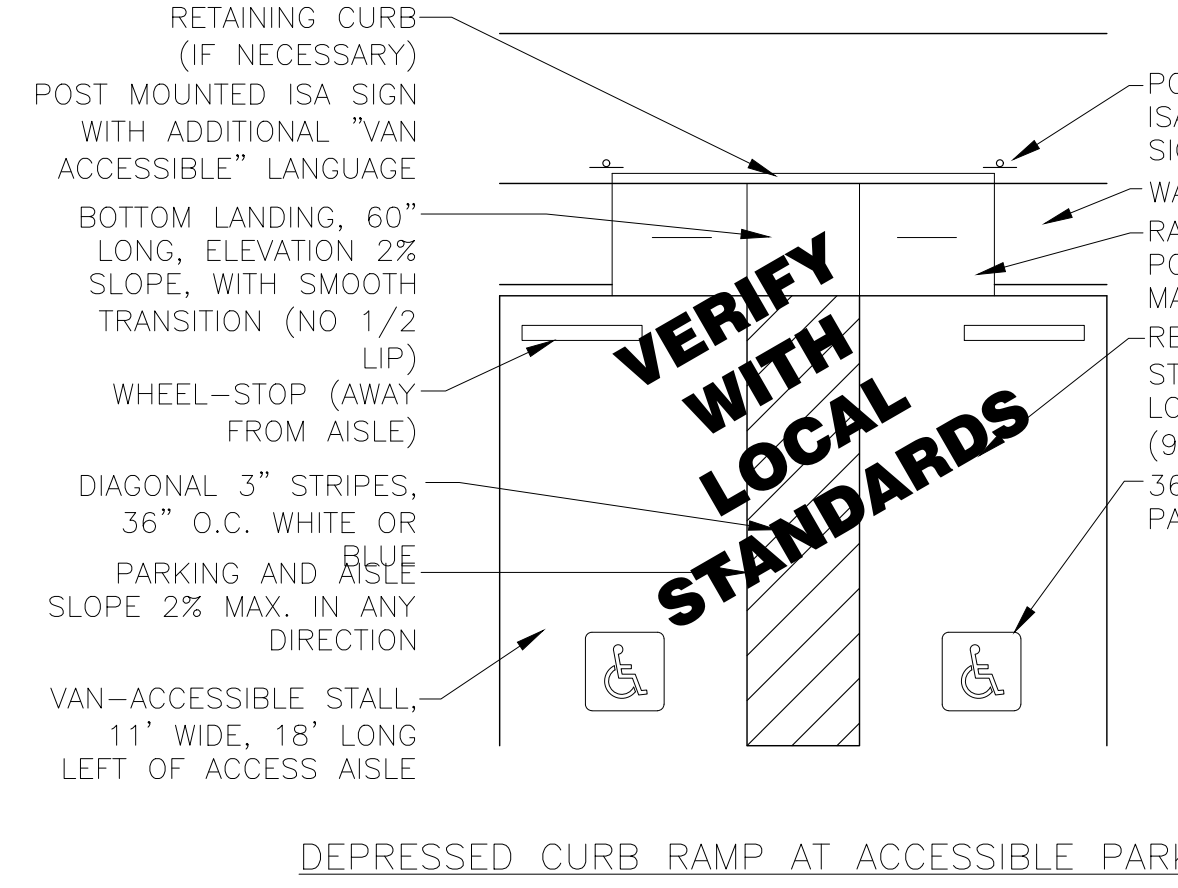
RAMPS NTS **F**



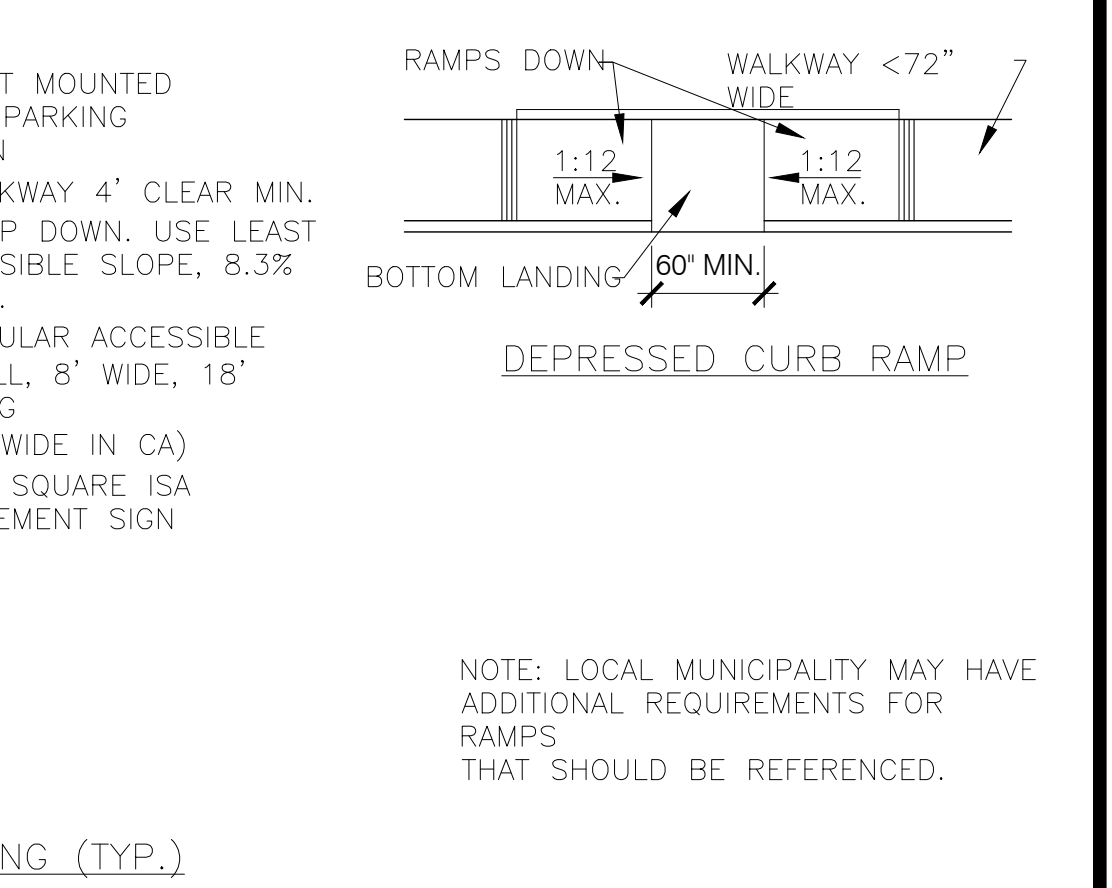
ACCESSIBLE PARKING STALL NTS **E**



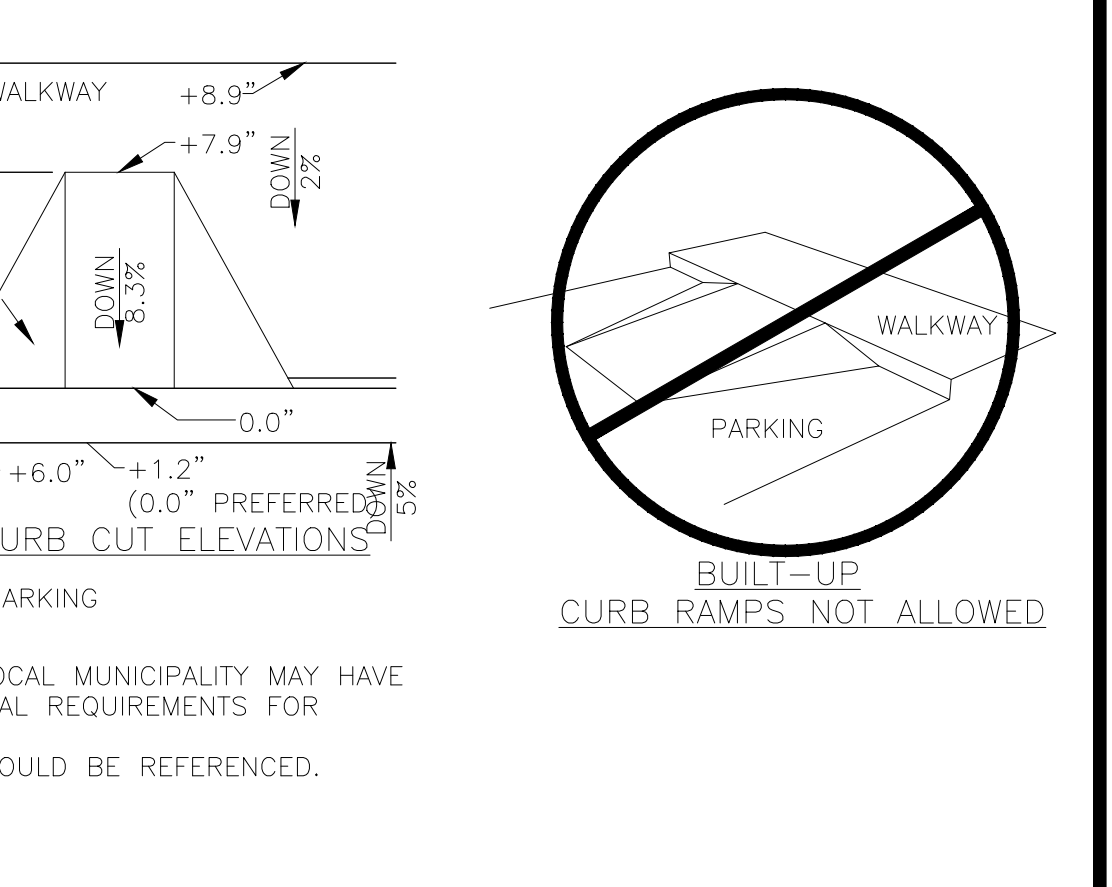
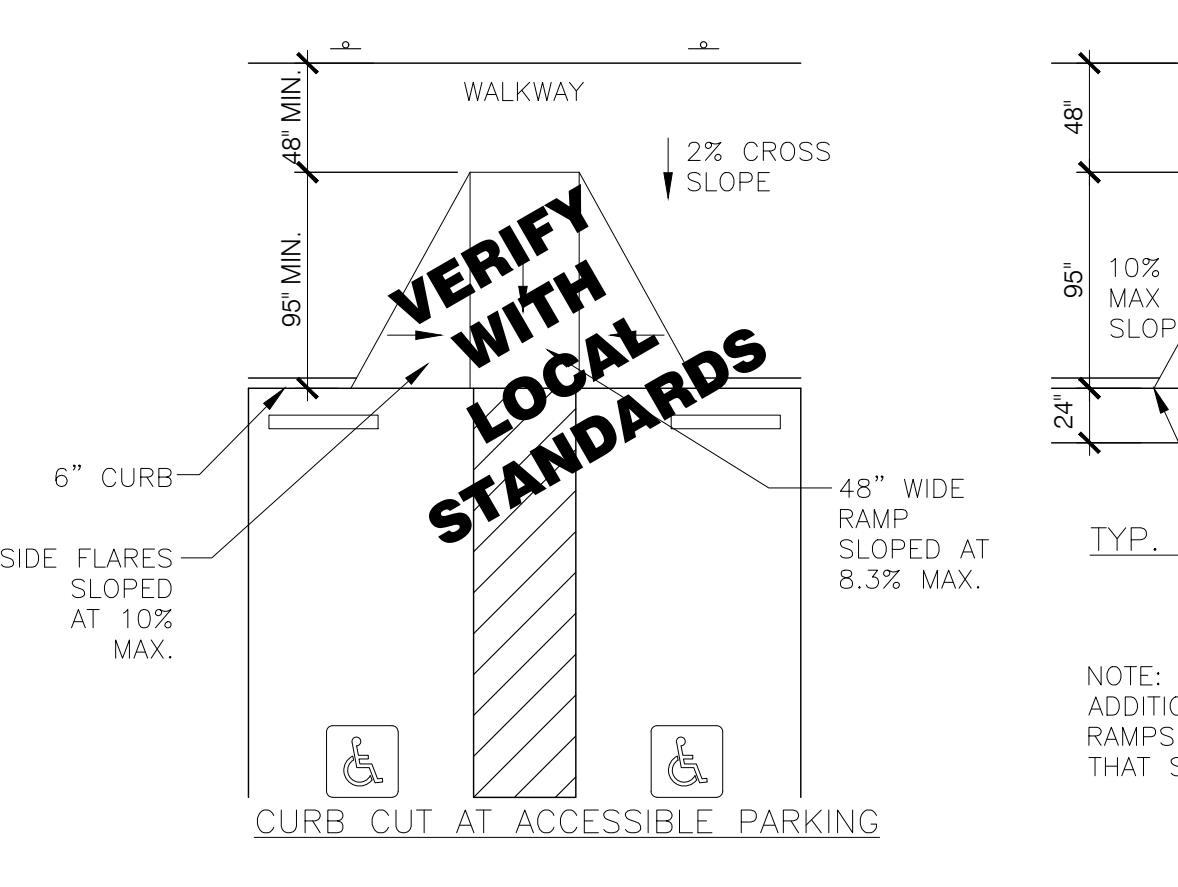
ACCESSIBLE PARKING SIGN NTS **D**



ESCAPE PATH OF TRAVEL NTS **C**



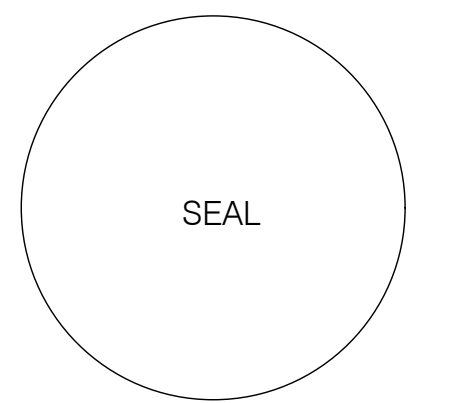
CURB RAMPS NTS **B**



CURB RAMPS NTS **A**

THESE DOCUMENTS ARE PROVIDED AS A CONSTRUCTION DOCUMENT TEMPLATE FOR THIS BUILDING TYPE. THESE DRAWINGS MUST BE REVIEWED AND ADAPTED BY A LICENSED ARCHITECT AND/OR ENGINEER TO MEET ALL STATE AND LOCAL JURISDICTIONAL REQUIREMENTS FOR SITE SPECIFIC PROJECTS. MODIFICATIONS THAT CHANGE THE IMAGE ELEMENTS OR KITCHEN OPERATIONS MUST BE APPROVED BY A ULMI BRANDS REGIONAL ARCHITECTURAL PARTNER (RAP) PRIOR TO CONSTRUCTION.

REMOVE THIS DISCLAIMER PRIOR TO PRINTING - REPLACE WITH CONSULTANT'S LOGO.



DATE:	NOV-13-2019	CD SET

CONTRACT DATE:
BUILDING GROUP: XXXXX
FLOOR PLAN: XX-XX
BRAND DESIGNER:
SITE NUMBER:
STORE NUMBER:

TACO BELL
2415 SAN RAMON VALLEY BLVD #306
SAN RAMON, CA 94583 USA



ACCESSIBILITY REQUIREMENTS

ADA1.1

