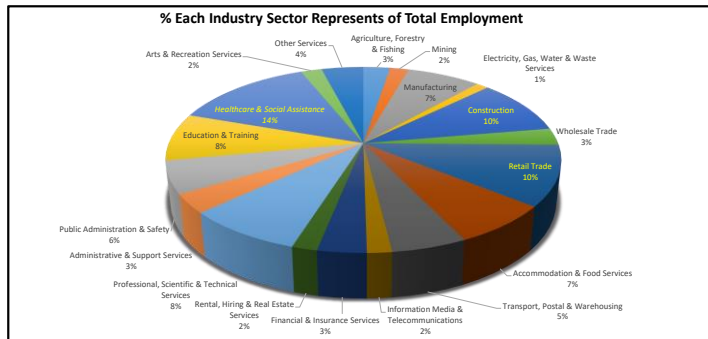


Australian Uniform Market Size Analysis 2019

Australian Industry Sectors by Number of People Employed

Industry of Employment	People Employed	% Change 2017 - 2018	% of Total Employed
Agriculture, Forestry & Fishing	375000	9.0	2.6
Mining	226000	1.6	1.8
Manufacturing	894000	-2.4	7.2
Electricity, Gas, Water & Waste Services	148000	10.6	1.2
Construction	1198000	9.0	9.6
Wholesale Trade	370000	1.9	3.0
Retail Trade	1311000	5.5	10.5
Accommodation & Food Services	881000	1.6	7.1
Transport, Postal & Warehousing	653000	5.8	5.2
Information Media & Telecommunications	214000	-2.2	1.7
Financial & Insurance Services	423000	-3.2	3.4
Rental, Hiring & Real Estate Services	220000	3.2	1.8
Professional, Scientific & Technical Services	1025000	1.3	7.9
Administrative & Support Services	406000	-2.6	3.3
Public Administration & Safety	707000	-10.3	5.7
Education & Training	1038000	5.6	8.3
Healthcare & Social Assistance	1698000	8.1	13.6
Arts & Recreation Services	253000	17.6	2.0
Other Services	509000	4.8	4.1
Total	12499000	3.3	100.00

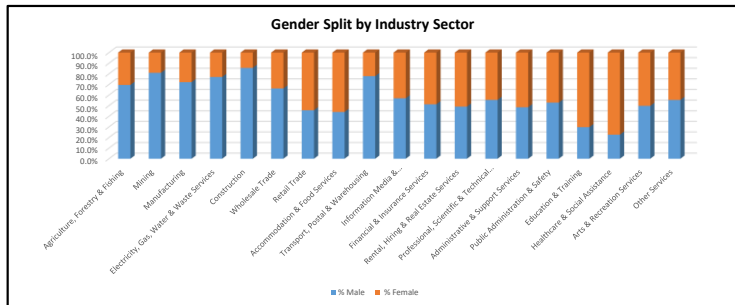
Source: www.aph.gov.au
Industry Snapshot May 2018



Gender Split by Industry Sector

Industry of Employment	% Male	% Female
Agriculture, Forestry & Fishing	69.5%	30.5%
Mining	81.0%	19.0%
Manufacturing	72.1%	27.9%
Electricity, Gas, Water & Waste Services	77.0%	23.0%
Construction	85.6%	14.4%
Wholesale Trade	66.2%	33.8%
Retail Trade	45.7%	54.3%
Accommodation & Food Services	44.0%	56.0%
Transport, Postal & Warehousing	77.8%	22.2%
Information Media & Telecommunications	57.0%	43.0%
Financial & Insurance Services	51.3%	48.7%
Rental, Hiring & Real Estate Services	49.1%	50.9%
Professional, Scientific & Technical Services	55.4%	44.6%
Administrative & Support Services	48.5%	51.5%
Public Administration & Safety	52.9%	47.1%
Education & Training	29.8%	70.2%
Healthcare & Social Assistance	22.7%	77.3%
Arts & Recreation Services	49.8%	50.2%
Other Services	55.4%	44.6%
Total	53.0%	47.0%

Source: www.aph.gov.au
Industry Snapshot May 2018

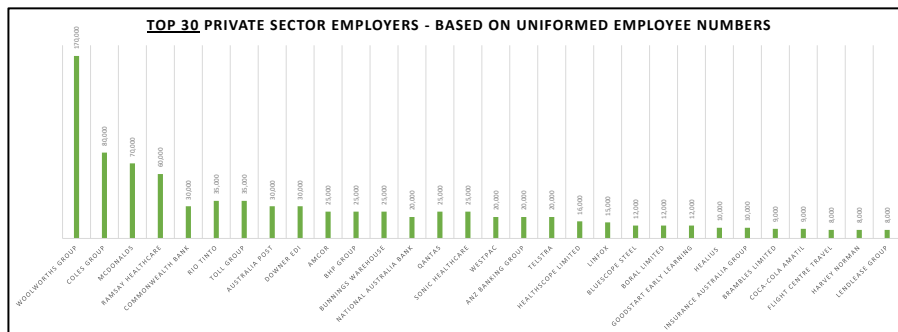




Private Sector Employers - Ranked by Number of Employees

Ranking	Company Name	Industry	Sector	Number of Employees	Uniformed Employees (Est)	General Comments
1	Woolworths Group	Consumer Staples	Retail	200,000	170,000	3,000 Outlets in total across Woolworth Supermarkets, Big W, Woolworths / Catex Petrol, BWS & Dan Murphys
2	Coles Group	Consumer Staples	Retail	112,000	80,000	807 Supermarkets & 1502 locations in total including Coles and Coles Express petrol stations
3	McDonalds	Consumer Discretionary	Fast Food Retail	90,000	70,000	870 stores in Australia
4	Ramsay Healthcare	Healthcare	Private Hospitals	77,000	60,000	Apart from Australia, also operates facilities in France, UK and Malaysia
5	Commonwealth Bank	Financials	Banking	51,000	30,000	1,100 Branches & 4,300 ATM's
6	Rio Tinto	Materials	Mining	46,000	35,000	Has interests in Aluminium, Copper, Diamonds & Iron Ore
7	Toll Group	Industrials	Delivery Services	40,000	35,000	Owned by Japan Post
8	Australia Post	Industrials	Delivery Services	36,000	30,000	Uniformed Employees includes both Operational & Retail
9	Downer EDI	Industrials	Project Management	40,000	30,000	Also owns 88 per cent of Spoolless Group Holdings Limited
10	Amcor	Materials	Packaging	33,000	25,000	Employee numbers for Australia only
11	BHP Group	Materials	Oil, Gas & Mining	30,000	25,000	Employee numbers for Australia only
12	Bunnings Warehouse	Consumer Discretionary	Home Improvement Retailers	30,000	25,000	Wesfarmers owned, 295 stores
13	National Australia Bank	Financials	Banking	30,000	20,000	900 locations
14	Qantas	Consumer Discretionary	Airlines	30,000	25,000	Includes QantasLink and Qantas Freight
15	Sonic Healthcare	Healthcare	Pathology & Imaging	35,000	25,000	Laboratory Medicine & Pathology, Radiology & Diagnostic Imaging and Clinical Services
16	Westpac	Financials	Banking	35,000	20,000	1200 Branches & 3200 ATM's
17	ANZ Banking Group	Financials	Banking	28,000	20,000	Operations in Australia, NZ and Asia Pacific
18	Telstra	Telecommunications	Retail & Operations	32,000	20,000	360 Retail stores plus Operational Field staff
19	Healthscope Limited	Healthcare	Private Hospitals	18,000	16,000	46 Private Hospitals
20	Linfox	Industrials	Delivery Services	20,000	15,000	Employee numbers for Australia only
21	Bluescope Steel	Materials	Iron & Steel	16,000	12,000	Employee numbers for Australia only
22	Boral Limited	Industrials	Construction	16,000	12,000	Employee numbers for Australia only
23	Goodstart Early Learning	Consumer Staples	Education	13,000	12,000	650 Centres Nationally
24	Healus	Healthcare	Pathology & Imaging	12,000	10,000	Previously Primary Health, have 2400 Pathology / Imaging centres & 70 medical centres
25	Insurance Australia Group	Financials	Insurance	13,000	10,000	Includes brands such as NRMA, SGIO, SGI, CGU, WFI & Swann Insurance
26	Brambles Limited	Industrials	Delivery Services	12,000	9,000	Also owns CHEP Pallet business
27	Coca-Cola Amatil	Consumer Staples	Beverages	13,000	9,000	Multiple divisions including Non Alcoholic & Alcoholic Beverages
28	Orica Limited	Consumer Discretionary	Travel & Tourism	10,000	8,000	Employee numbers for Australia only
29	Harvey Norman	Consumer Discretionary	Retail	10,000	8,000	200 stores in Australia
30	Lendlease Group	Industrials	Construction	13,000	8,000	Commercial Building Construction & Property Development
31	Virgin Australia	Consumer Discretionary	Airlines	10,000	8,000	Passenger & Freight business included
32	Australian Pharmaceutical Industries	Healthcare	Pharmaceuticals & Retail	8,000	7,000	330 Priceline & Priceline Pharmacy stores, 160 Independent Pharmacies
33	Jetstar	Consumer Discretionary	Airlines	8,000	7,000	Owned by Qantas
34	Optus	Telecommunications	Retail & Operations	8,500	7,000	350 stores plus Operational Field staff
35	Regis	Healthcare	Aged Care	7,500	6,500	7,000 operational places across 63 facilities Australia wide
36	7 Eleven	Consumer Discretionary	Convenience Stores	7,000	6,000	650 Stores, 400 Franchisees
37	Etia Health	Healthcare	Aged Care	7,000	6,000	68 Facilities with a total of 6,046 beds
38	Orica Limited	Materials	Mining	8,000	6,000	Provides services to the mining, construction and infrastructure industries
39	Red Rooster	Consumer Discretionary	Fast Food Retail	7,500	6,000	Owned by Archer Capital
40	Sigma Healthcare Ltd	Healthcare	Pharmaceuticals & Retail	8,000	6,000	Serves a network of 1,200 Chemists including Amcal & Guardian
41	Aurizon Holdings	Industrials	Railroads	6,000	5,000	QLD based
42	Boost Juice Bars	Consumer Discretionary	Fast Food Retail	6,000	5,000	500 stores in 13 countries
43	Woolworth Limited	Consumer Staples	Food Retailers & Wholesalers	6,500	5,000	Has 3 Divisions - Food & Grocery which includes IGA, Australian Liquor Marketers and Mitre 10 Hardware
44	Origin Energy	Energy	Oil & Gas	6,000	5,000	Energy Generation and operation of the Networks
45	Queensland Rail	Industrials	Railroads	6,500	5,000	QLD based
46	Alcoa World Alumina and Chemicals	Materials	Aluminium	5,000	4,000	Operations in Australia & Overseas
47	Arrium	Materials	Iron & Steel	5,500	4,000	Employee numbers for Australia only
48	Dominos Pizza	Consumer Discretionary	Fast Food Retail	4,500	4,000	600 stores in Australia
49	Fortescue Metals Group	Materials	Mining	5,500	4,000	WA based
50	Lion	Consumer Staples	Food & Beverages	5,500	4,000	Has 2 Divisions - Lion Dairy & Drinks and Lion Beer Australia
51	Liberty One Steel	Materials	Steel	5,000	4,000	Structural and Reinforcing Steel products
52	Village Roadshow & Cinemas	Consumer Discretionary	Recreation	5,000	4,000	Cinemas, Film Distribution & Theme Parks
53	AGL Energy	Utilities	Electrical & Gas	3,500	3,000	NSW based
54	BAE Systems Australia	Industrials	Defence	4,000	3,000	SA based
55	Catex Australia	Energy	Oil & Petroleum	3,500	3,000	Chevron no longer have a stake in the business
56	Cleanaway Waste	Industrials	Waste Removal	4,000	3,000	175 locations around Australia
57	Goodman Fielder	Consumer Staples	Food Products	4,000	3,000	Employee numbers for Australia & NZ only
58	Woodside Petroleum	Energy	Oil & Gas	4,000	3,000	WA based
59	CSR Limited	Materials	Construction	3,000	2,500	Manufacturer of Building Products
60	Dulux Group	Materials	Manufacturing	4,000	2,500	Includes B&D, Yates and a number of other Hardware brands
61	Nufarm Limited	Materials	Manufacturing	3,500	2,500	Pesticide Manufacturing and Seed / Crop development
62	AWB Limited	Consumer Staples	Agriculture	3,000	2,000	AWB owns the Landmark business
63	Energy Australia	Utilities	Electrical & Gas	2,500	2,000	Operations in NSW, VIC & SA
64	Scentre Group	Consumer Services	Shopping Centres	2,500	2,000	Owns, manages, designs and develops Westfield Shopping Centres in Australia & NZ. Currently 39 Centres
65	Sydney Water	Utilities	Water	2,500	2,000	Owned & Operated by the NSW State Government
66	Ausnet Services	Utilities	Electricity	1,900	1,500	VIC based
67	Santos	Materials	Mining	2,500	1,500	Gas & Petroleum exploration
68	Newcrest Mining	Materials	Mining	1,500	1,000	Gold & Copper Mining
69	Austral Ships	Industrials	Ship Building	1,000	800	WA based
				1,338,400	1,030,800	

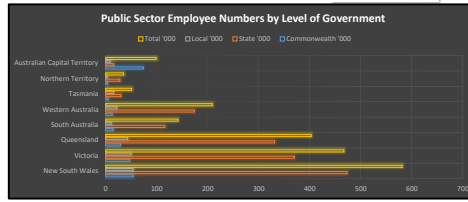
Source: Industry Research Reports - IBISWorld
<https://www.ibisworld.com.au/industry-trends/market-research-reports/>



Public Sector Employee Numbers by Level of Government

	Commonwealth '000	State '000	Local '000	Total '000
New South Wales	54	473	54	581
Victoria	47	370	50	467
Queensland	29	311	43	403
South Australia	15	116	11	142
Western Australia	13	174	22	209
Tasmania	5	30	16	51
Northern Territory	4	28	3	35
Australian Capital Territory	74	16	9	99
Total Australia	241	1558	208	1987

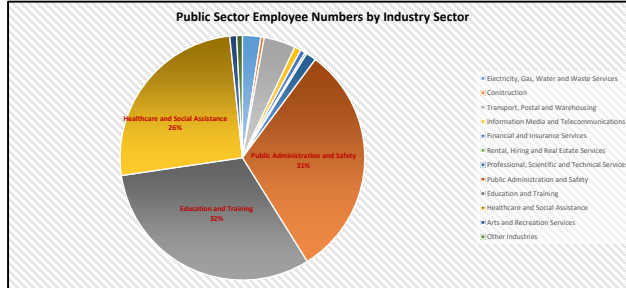
Source: Australian Bureau of Statistics
6248.0.55.002 - Employment and Earnings, Public Sector, Australia, 2017-18



Public Sector Employee Numbers by Industry Sector

	Employees '000
Electricity, Gas, Water and Waste Services	48
Construction	9
Transport, Postal and Warehousing	83
Information Media and Telecommunications	17
Financial and Insurance Services	13
Rental, Hiring and Real Estate Services	5
Professional, Scientific and Technical Services	27
Public Administration and Safety	616
Education and Training	627
Healthcare and Social Assistance	510
Arts and Recreation Services	18
Other Industries	15
All Industries	1987

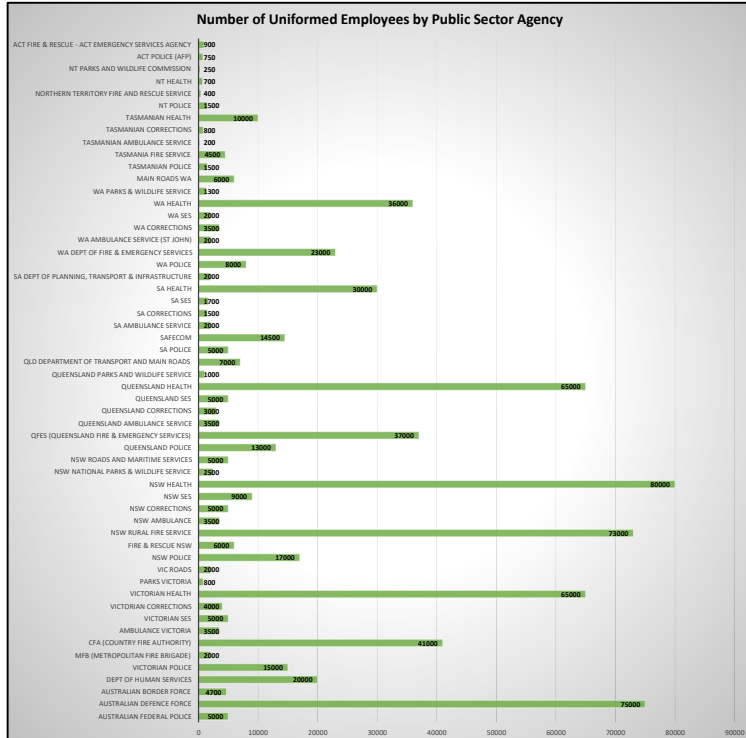
Source: Australian Bureau of Statistics
6248.0.55.002 - Employment and Earnings, Public Sector, Australia, 2017-18



Number of Uniformed Employees by Public Sector Agency

Agency Name	Sector	State	Number of Employees & Volunteers	Uniformed Employees (Est)
Australian Federal Police	Law Enforcement	Federal	6300	5000
Australian Defence Force	Defence	Federal	80000	75000
Australian Border Force	Law Enforcement	Federal	5800	4700
Dept of Human Services	Social Services	Federal	35000	20000
Victorian Police	Law Enforcement	VIC	19000	15000
MFB (Metropolitan Fire Brigade)	Fire	VIC	2300	2000
CFA (Country Fire Authority)	Fire	VIC	42000	41000
Ambulance Victoria	Ambulance	VIC	4100	3500
Victorian SES	SES	VIC	5500	5000
Victorian Corrections	Law Enforcement	VIC	4500	4000
Victorian Health	Healthcare	VIC	81000	65000
Parks Victoria	Parks & Wildlife	VIC	1000	800
VIC Roads	Transport	VIC	3000	2000
NSW Police	Law Enforcement	NSW	21000	17000
Fire & Rescue NSW	Fire	NSW	7000	6000
NSW Rural Fire Service	Fire	NSW	75000	73000
NSW Ambulance	Ambulance	NSW	4000	3500
NSW Corrections	Law Enforcement	NSW	6000	5000
NSW SES	SES	NSW	9500	9000
NSW Health	Healthcare	NSW	100000	80000
NSW National Parks & Wildlife Service	Parks & Wildlife	NSW	2800	2500
NSW Roads and Maritime Service	Transport	NSW	7000	5000
Queensland Police	Law Enforcement	QLD	16000	13000
QFES (Queensland Fire & Emergency Services)	Fire	QLD	39000	37000
Queensland Ambulance Service	Ambulance	QLD	4000	3500
Queensland Corrections	Law Enforcement	QLD	3500	3000
Queensland SES	SES	QLD	6000	5000
Queensland Health	Healthcare	QLD	85000	65000
Queensland Parks and Wildlife Service	Parks & Wildlife	QLD	1200	1000
QLD Department of Transport and Main Roads	Transport	QLD	10000	7000
SA Police	Law Enforcement	SA	6000	5000
SAFCOM	Fire	SA	15000	14500
SA Ambulance Service	Ambulance	SA	2500	2000
SA Corrections	Law Enforcement	SA	2000	1500
SA SES	SES	SA	2000	1700
SA Health	Healthcare	SA	37000	30000
SA Dept of Planning, Transport & Infrastructure	Transport	SA	3000	2000
WA Police	Law Enforcement	WA	9500	8000
WA Dept of Fire & Emergency Services	Fire	WA	25000	23000
WA Ambulance Service (St John)	Ambulance	WA	2500	2000
WA Corrections	Law Enforcement	WA	4200	3500
WA SES	SES	WA	2500	2000
WA Health	Healthcare	WA	44000	36000
WA Parks & Wildlife Service	Parks & Wildlife	WA	1450	1300
Main Roads WA	Transport	WA	8000	6000
Tasmanian Police	Law Enforcement	TAS	1800	1500
Tasmania Fire Service	Fire	TAS	5000	4500
Tasmanian Ambulance Service	Ambulance	TAS	250	200
Tasmanian Corrections	Law Enforcement	TAS	1000	800
Tasmanian Health	Healthcare	TAS	15000	10000
NT Police	Law Enforcement	NT	2000	1500
Northern Territory Fire and Rescue Service	Fire	NT	500	400
NT Health	Healthcare	NT	850	700
NT Parks and Wildlife Commission	Parks & Wildlife	NT	300	200
ACT Police (AFP)	Law Enforcement	ACT	1000	750
ACT Fire & Rescue - ACT Emergency Services Agency	Fire	ACT	1000	900
Total			878850	738500

Source: Respective Agencies Websites





Australian Uniform Market Size Analysis 2019



Uniform Spend Projection by Nominated Clients

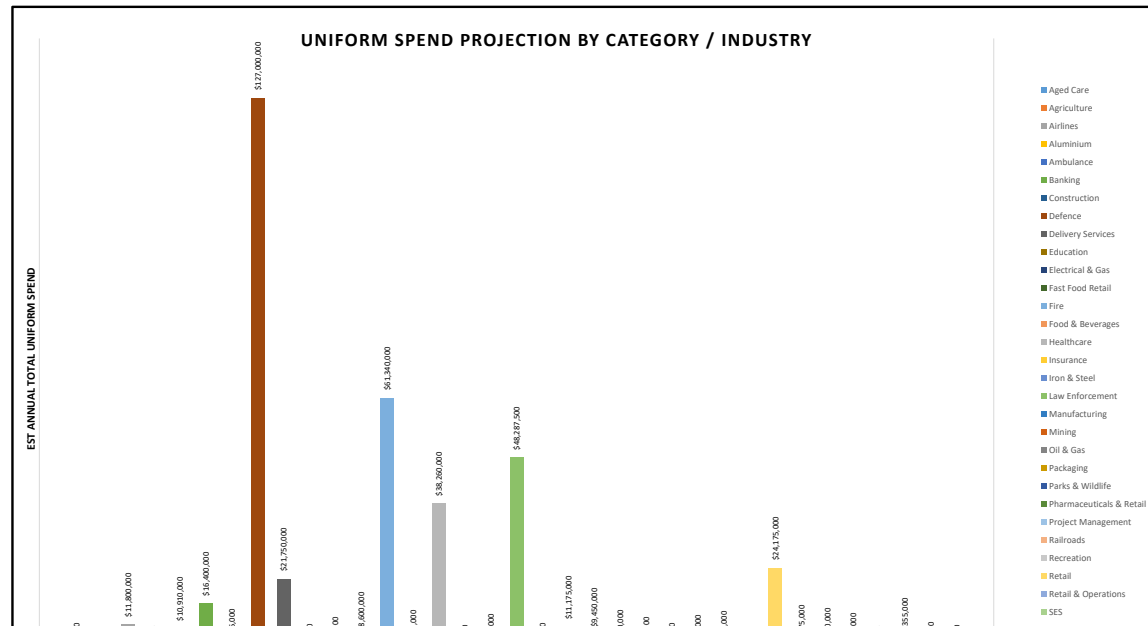
Client	Sector	Category / Industry	Uniformed Employees	Est Annual Apparel Spend	Est Annual Footwear Spend	Est Annual Tactical / PPE Spend	Est Annual Total Uniform Spend	Current ADA Contract	Incumbent
7 Eleven	Private	Retail	6000	\$ 900,000	\$ -	\$ -	\$ 900,000	NO	TBC
ACT Fire & Rescue - ACT Emergency Services Agency	Public	Fire	900	\$ 225,000	\$ 90,000	\$ 150,000	\$ 465,000	NO	Multiple
ACT Police (AFP)	Public	Law Enforcement	750	\$ 187,500	\$ 100,000	\$ 100,000	\$ 387,500	NO	S&H
AGL Energy	Private	Electrical & Gas	3000	\$ 1,050,000	\$ 300,000	\$ 150,000	\$ 1,500,000	NO	TBC
Alcoa World Alumina and Chemicals	Private	Aluminium	4000	\$ 800,000	\$ 350,000	\$ 100,000	\$ 1,250,000	NO	TBC
Ambulance Victoria	Public	Ambulance	3500	\$ 2,450,000	\$ 350,000	\$ 250,000	\$ 3,050,000	YES	ADA
Amcor	Private	Packaging	25000	\$ 3,750,000	\$ 500,000	\$ 500,000	\$ 4,750,000	NO	TBC
ANZ Banking Group	Private	Banking	20000	\$ 3,500,000	\$ -	\$ -	\$ 3,500,000	NO	WWG
Arrium	Private	Iron & Steel	4000	\$ 800,000	\$ 350,000	\$ 100,000	\$ 1,250,000	NO	TBC
Aurizon Holdings	Private	Railroads	5000	\$ 1,500,000	\$ 300,000	\$ 250,000	\$ 2,050,000	NO	WWG
Ausnet Services	Private	Electrical & Gas	1500	\$ 525,000	\$ 150,000	\$ 100,000	\$ 775,000	NO	TBC
Austal Ships	Private	Manufacturing	800	\$ 200,000	\$ 100,000	\$ 100,000	\$ 400,000	NO	TBC
Australia Post	Private	Delivery Services	30000	\$ 6,750,000	\$ 2,000,000	\$ 500,000	\$ 9,250,000	NO	Multiple
Australian Border Force	Public	Law Enforcement	4700	\$ 2,350,000	\$ 600,000	\$ 1,000,000	\$ 3,950,000	NO	Multiple
Australian Defence Force	Public	Defence	75000	\$ 100,000,000	\$ 6,000,000	\$ 20,000,000	\$ 126,000,000	YES	Multiple
Australian Federal Police	Public	Law Enforcement	5000	\$ 3,000,000	\$ 550,000	\$ 1,500,000	\$ 5,050,000	NO	S&H
Australian Pharmaceutical Industries	Private	Pharmaceuticals & Retail	7000	\$ 1,050,000	\$ -	\$ -	\$ 1,050,000	NO	Bizwear
AWB Limited	Private	Agri/culture	2000	\$ 500,000	\$ 100,000	\$ 100,000	\$ 700,000	NO	TBC
BAE Systems Australia	Private	Defence	3000	\$ 750,000	\$ 150,000	\$ 100,000	\$ 1,000,000	NO	TBC
BHP Group (BMA Mining)	Private	Oil & Gas	25000	\$ 3,750,000	\$ 1,000,000	\$ 500,000	\$ 5,250,000	NO	WWG
Bluescope Steel	Private	Iron & Steel	12000	\$ 1,800,000	\$ 500,000	\$ 400,000	\$ 2,700,000	NO	TBC
Boost Juice Bars	Private	Fast Food Retail	5000	\$ 500,000	\$ -	\$ -	\$ 500,000	NO	TBC
Boral Limited	Private	Construction	12000	\$ 1,800,000	\$ 500,000	\$ 300,000	\$ 2,600,000	NO	TBC
Brambles Limited	Private	Delivery Services	9000	\$ 1,350,000	\$ 300,000	\$ 200,000	\$ 1,850,000	NO	TBC
Bunnings Warehouse	Private	Retail	25000	\$ 3,125,000	\$ -	\$ -	\$ 3,125,000	NO	Bizwear
Caltex Australia	Private	Oil & Gas	3000	\$ 600,000	\$ 150,000	\$ 100,000	\$ 850,000	NO	TBC
CFA (Country Fire Authority)	Public	Fire	41000	\$ 6,150,000	\$ 2,000,000	\$ 2,000,000	\$ 10,150,000	YES	Multiple
Cleanaway Waste	Private	Waste	3000	\$ 600,000	\$ 150,000	\$ 100,000	\$ 850,000	NO	TBC
Coca-Cola Amatil	Private	Food & Beverages	9000	\$ 1,350,000	\$ 350,000	\$ 200,000	\$ 1,900,000	NO	TBC
Coles Group	Private	Retail	80000	\$ 6,000,000	\$ -	\$ 200,000	\$ 6,200,000	NO	Bizwear
Commonwealth Bank	Private	Banking	30000	\$ 6,000,000	\$ -	\$ -	\$ 6,000,000	NO	WWG
CSR Limited	Private	Construction	2500	\$ 375,000	\$ 150,000	\$ 100,000	\$ 625,000	NO	TBC
Dept of Human Services (Federal)	Public	Social Services	20000	\$ 4,000,000	\$ -	\$ -	\$ 4,000,000	NO	WWG
Dominos Pizza	Private	Fast Food Retail	4000	\$ 500,000	\$ -	\$ -	\$ 500,000	NO	TBC
Downer EDI	Private	Project Management	30000	\$ 3,750,000	\$ -	\$ -	\$ 3,750,000	NO	WWG
Dulux Group	Private	Manufacturing	2500	\$ 500,000	\$ 100,000	\$ 150,000	\$ 750,000	NO	TBC
Energy Australia	Private	Electrical & Gas	2000	\$ 700,000	\$ 100,000	\$ 100,000	\$ 900,000	NO	TBC
Estia Health	Private	Aged Care	6000	\$ 900,000	\$ -	\$ -	\$ 900,000	NO	TBC
Fire & Rescue NSW	Public	Fire	6000	\$ 7,800,000	\$ 500,000	\$ 2,000,000	\$ 10,300,000	NO	Multiple
Flight Centre Travel	Private	Travel & Tourism	8000	\$ 2,200,000	\$ -	\$ -	\$ 2,200,000	NO	Bizwear
Fortescue Metals Group	Private	Mining	4000	\$ 800,000	\$ 200,000	\$ 200,000	\$ 1,200,000	NO	TBC
Goodman Fielder	Private	Food & Beverages	3000	\$ 600,000	\$ 100,000	\$ 100,000	\$ 800,000	NO	TBC
Goodstart Early Learning	Private	Education	12000	\$ 1,740,000	\$ -	\$ -	\$ 1,740,000	NO	Bizwear
Harvey Norman	Private	Retail	8000	\$ 1,200,000	\$ -	\$ -	\$ 1,200,000	NO	TBC
Healix	Private	Healthcare	10000	\$ 1,250,000	\$ -	\$ -	\$ 1,250,000	NO	TBC
Healthscope Limited	Private	Healthcare	16000	\$ 2,000,000	\$ -	\$ -	\$ 2,000,000	NO	WWG
Insurance Australia Group	Private	Insurance	10000	\$ 1,500,000	\$ -	\$ -	\$ 1,500,000	NO	WWG
Jetstar	Private	Airlines	7000	\$ 1,750,000	\$ 150,000	\$ 100,000	\$ 2,000,000	NO	Dina Corporate
Lendlease Group	Private	Construction	8000	\$ 1,200,000	\$ 300,000	\$ 250,000	\$ 1,750,000	NO	TBC
Liberty One Steel	Private	Steel	4000	\$ 800,000	\$ 150,000	\$ 200,000	\$ 1,150,000	NO	TBC
Linfox	Private	Delivery Services	15000	\$ 3,000,000	\$ 600,000	\$ 300,000	\$ 3,900,000	NO	Multiple
Lion	Private	Food & Beverages	4000	\$ 700,000	\$ 150,000	\$ 150,000	\$ 1,000,000	NO	TBC
Main Roads WA	Public	Transport	6000	\$ 1,050,000	\$ 200,000	\$ 250,000	\$ 1,500,000	NO	TBC
McDonalds	Private	Fast Food Retail	70000	\$ 7,000,000	\$ -	\$ -	\$ 7,000,000	NO	Joseph Dahdah
Metcash Limited	Private	Food & Beverages	5000	\$ 625,000	\$ 75,000	\$ 50,000	\$ 750,000	NO	TBC
MFB (Metropolitan Fire Brigade)	Public	Fire	2000	\$ 2,600,000	\$ 400,000	\$ 1,000,000	\$ 4,000,000	NO	Multiple
National Australia Bank	Private	Banking	20000	\$ 3,500,000	\$ -	\$ -	\$ 3,500,000	NO	WWG
Newcrest Mining	Private	Mining	1000	\$ 200,000	\$ 100,000	\$ 150,000	\$ 450,000	NO	TBC
NSW Ambulance	Public	Ambulance	3500	\$ 1,925,000	\$ 350,000	\$ 200,000	\$ 2,475,000	YES	ADA
NSW Corrections	Public	Law Enforcement	5000	\$ 2,500,000	\$ 300,000	\$ 200,000	\$ 3,000,000	NO	S&H
NSW Health	Public	Healthcare	80000	\$ 6,800,000	\$ 200,000	\$ -	\$ 7,000,000	YES	ADA
NSW National Parks & Wildlife Service	Public	Parks & Wildlife	2500	\$ 1,000,000	\$ 120,000	\$ 80,000	\$ 1,200,000	NO	TBC
NSW Police	Public	Law Enforcement	17000	\$ 4,675,000	\$ 1,500,000	\$ 2,500,000	\$ 8,675,000	NO	WWG
NSW Roads and Maritime Services	Public	Transport	5000	\$ 900,000	\$ 200,000	\$ 100,000	\$ 1,200,000	NO	TBC
NSW Rural Fire Service	Public	Fire	73000	\$ 10,950,000	\$ 3,000,000	\$ 2,500,000	\$ 16,450,000	YES	Multiple
NSW SES	Public	SES	9000	\$ 1,350,000	\$ 200,000	\$ 200,000	\$ 1,750,000	NO	S&H
NT Fire and Rescue Service	Public	Fire	400	\$ 400,000	\$ 50,000	\$ 100,000	\$ 550,000	NO	TBC
NT Health	Public	Healthcare	700	\$ 70,000	\$ 10,000	\$ 20,000	\$ 100,000	NO	TBC
NT Parks and Wildlife Commission	Public	Parks & Wildlife	250	\$ 100,000	\$ 25,000	\$ 50,000	\$ 175,000	NO	TBC
NT Police	Public	Law Enforcement	1500	\$ 412,500	\$ 150,000	\$ 250,000	\$ 812,500	NO	TBC
Nufarm Limited	Private	Manufacturing	2500	\$ 500,000	\$ 100,000	\$ 100,000	\$ 700,000	NO	TBC
Optus	Private	Retail & Operations	7000	\$ 1,225,000	\$ 100,000	\$ 100,000	\$ 1,425,000	NO	TBC
Orica Limited	Private	Mining	6000	\$ 1,200,000	\$ 250,000	\$ 150,000	\$ 1,600,000	NO	TBC
Origin Energy	Private	Oil & Gas	5000	\$ 1,500,000	\$ 250,000	\$ 300,000	\$ 2,050,000	NO	TBC
Parks Victoria	Public	Parks & Wildlife	800	\$ 400,000	\$ 100,000	\$ 100,000	\$ 600,000	YES	ADA
Qantas	Private	Airlines	25000	\$ 6,500,000	\$ 500,000	\$ 500,000	\$ 7,500,000	NO	WWG
Queensland Ambulance Service	Public	Ambulance	3500	\$ 1,925,000	\$ 350,000	\$ 200,000	\$ 2,475,000	NO	WWG
Queensland Corrections	Public	Law Enforcement	3000	\$ 1,500,000	\$ 100,000	\$ 150,000	\$ 1,750,000	NO	S&H
QLD Department of Transport and Main Roads	Public	Transport	7000	\$ 1,260,000	\$ 250,000	\$ 100,000	\$ 1,610,000	NO	TBC
QFES (Queensland Fire & Emergency Services)	Public	Fire	37000	\$ 7,400,000	\$ 2,000,000	\$ 2,000,000	\$ 11,400,000	YES	Multiple
Queensland Health	Public	Healthcare	65000	\$ 6,500,000	\$ 150,000	\$ -	\$ 6,650,000	NO	WWG (Nursing)
Queensland Parks and Wildlife Service	Public	Parks & Wildlife	1000	\$ 400,000	\$ 80,000	\$ 50,000	\$ 530,000	NO	TBC

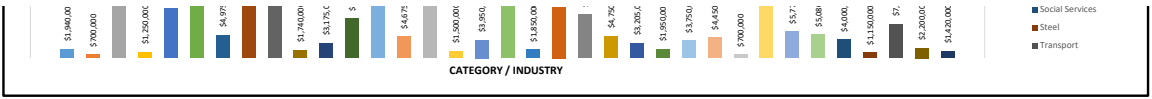
Queensland Police	Public	Law Enforcement	13000	\$ 3,575,000	\$ 1,200,000	\$ 1,000,000	\$ 5,775,000	NO	Multiple
Queensland Rail	Private	Railroads	5000	\$ 1,750,000	\$ 300,000	\$ 350,000	\$ 2,400,000	NO	WWG
Queensland SES	Public	SES	5000	\$ 750,000	\$ 150,000	\$ 150,000	\$ 1,050,000	NO	TBC
Ramsay Healthcare	Private	Healthcare	60000	\$ 6,000,000	\$ -	\$ -	\$ 6,000,000	NO	WWG (Aus)
Red Rooster	Private	Fast Food Retail	6000	\$ 600,000	\$ -	\$ -	\$ 600,000	NO	TBC
Regis	Private	Aged Care	6500	\$ 1,040,000	\$ -	\$ -	\$ 1,040,000	NO	WWG
Rio Tinto	Private	Mining	35000	\$ 5,250,000	\$ 1,200,000	\$ 1,000,000	\$ 7,450,000	NO	TBC
Santos	Private	Mining	1500	\$ 300,000	\$ 75,000	\$ 100,000	\$ 475,000	NO	TBC
SA Ambulance Service	Public	Ambulance	2000	\$ 1,100,000	\$ 150,000	\$ 100,000	\$ 1,350,000	NO	WWG
SA Corrections	Public	Law Enforcement	1500	\$ 600,000	\$ 100,000	\$ 100,000	\$ 800,000	NO	TBC
SA Dept of Planning, Transport & Infrastructure	Public	Transport	2000	\$ 360,000	\$ 75,000	\$ 50,000	\$ 485,000	NO	TBC
SAFECOM	Public	Fire	14500	\$ 2,900,000	\$ 400,000	\$ 300,000	\$ 3,600,000	NO	Multiple
SA Health	Public	Healthcare	30000	\$ 2,550,000	\$ 50,000	\$ -	\$ 2,600,000	YES	ADA
SA Police	Public	Law Enforcement	5000	\$ 1,375,000	\$ 450,000	\$ 500,000	\$ 2,325,000	NO	TBC
SA SES	Public	SES	1700	\$ 255,000	\$ 100,000	\$ -	\$ 355,000	NO	TBC
Scenire Group	Private	Retail	2000	\$ 400,000	\$ -	\$ -	\$ 400,000	NO	TBC
Sigma Healthcare Ltd	Private	Pharmaceuticals & Retail	6000	\$ 900,000	\$ -	\$ -	\$ 900,000	NO	TBC
Sonic Healthcare	Private	Healthcare	25000	\$ 3,125,000	\$ -	\$ -	\$ 3,125,000	NO	WWG (Aus)
Sydney Water	Private	Waste	2000	\$ 400,000	\$ 120,000	\$ 50,000	\$ 570,000	NO	TBC
Tasmanian Ambulance Service	Public	Ambulance	200	\$ 110,000	\$ 25,000	\$ 25,000	\$ 160,000	NO	Multiple
Tasmanian Corrections	Public	Law Enforcement	800	\$ 320,000	\$ 75,000	\$ 50,000	\$ 445,000	NO	TBC
Tasmania Fire Service	Public	Fire	4500	\$ 675,000	\$ 200,000	\$ 150,000	\$ 1,025,000	NO	Multiple
Tasmanian Health	Public	Healthcare	10000	\$ 850,000	\$ 50,000	\$ -	\$ 900,000	NO	WWG
Tasmanian Police	Public	Law Enforcement	1500	\$ 412,500	\$ 150,000	\$ 100,000	\$ 662,500	YES	Multiple
Telstra	Private	Retail & Operations	20000	\$ 3,500,000	\$ 250,000	\$ 200,000	\$ 3,950,000	NO	WWG
Toll Group	Private	Delivery Services	35000	\$ 5,250,000	\$ 1,000,000	\$ 500,000	\$ 6,750,000	YES	ADA
Transport for NSW (State Transit)	Public	Transport	4600	\$ 1,610,000	\$ 200,000	\$ 200,000	\$ 2,010,000	NO	WWG
VIC Roads	Public	Transport	2000	\$ 400,000	\$ 50,000	\$ 100,000	\$ 550,000	NO	TBC
Victorian Corrections	Public	Law Enforcement	4000	\$ 1,500,000	\$ 150,000	\$ 200,000	\$ 1,850,000	YES	ADA
Victorian Health	Public	Healthcare	65000	\$ 5,525,000	\$ -	\$ -	\$ 5,525,000	NO	Multiple
Victorian Police	Public	Law Enforcement	15000	\$ 4,125,000	\$ 2,000,000	\$ 2,000,000	\$ 8,125,000	YES	Multiple
Victorian SES	Public	SES	5000	\$ 750,000	\$ 300,000	\$ 250,000	\$ 1,300,000	NO	Multiple
Village Roadshow & Cinemas	Private	Recreation	4000	\$ 700,000	\$ -	\$ -	\$ 700,000	NO	TBC
Virgin Australia	Private	Airlines	8000	\$ 2,000,000	\$ 150,000	\$ 150,000	\$ 2,300,000	NO	Dina Corporate
WA Ambulance Service (St John)	Public	Ambulance	2000	\$ 1,000,000	\$ 250,000	\$ 150,000	\$ 1,400,000	NO	WWG
WA Corrections	Public	Law Enforcement	3500	\$ 1,400,000	\$ 150,000	\$ 150,000	\$ 1,700,000	NO	S&H
WA Dept of Fire & Emergency Services	Public	Fire	23000	\$ 2,300,000	\$ 1,000,000	\$ 100,000	\$ 3,400,000	NO	S&H
WA Health	Public	Healthcare	36000	\$ 3,060,000	\$ 50,000	\$ -	\$ 3,110,000	NO	Multiple
WA Parks & Wildlife Service	Public	Parks & Wildlife	1300	\$ 520,000	\$ 100,000	\$ 80,000	\$ 700,000	NO	TBC
WA Police	Public	Law Enforcement	8000	\$ 2,280,000	\$ 300,000	\$ 400,000	\$ 2,980,000	NO	S&H
WA SES	Public	SES	2000	\$ 300,000	\$ 75,000	\$ 100,000	\$ 475,000	NO	S&H
Westpac	Private	Banking	20000	\$ 3,400,000	\$ -	\$ -	\$ 3,400,000	NO	WWG
Woodside Petroleum	Private	Oil & Gas	3000	\$ 900,000	\$ 200,000	\$ 200,000	\$ 1,300,000	NO	TBC
Woolworths Group	Private	Retail	170000	\$ 12,750,000	\$ -	\$ -	\$ 12,750,000	NO	TBC
			1,773,900	\$ 366,037,500	\$ 41,645,000	\$ 53,005,000	\$ 460,687,500		

Source: Refer previous tabs

Uniform Spend Projection for Nominated Clients by Industry

Category / Industry	Est Annual Total Uniform Spend
Aged Care	\$ 1,940,000
Agriculture	\$ 700,000
Airlines	\$ 11,800,000
Aluminium	\$ 1,250,000
Ambulance	\$ 10,910,000
Banking	\$ 16,400,000
Construction	\$ 4,975,000
Defence	\$ 127,000,000
Delivery Services	\$ 21,750,000
Education	\$ 1,740,000
Electrical & Gas	\$ 3,175,000
Fast Food Retail	\$ 8,600,000
Fire	\$ 61,340,000
Food & Beverages	\$ 4,675,000
Healthcare	\$ 38,260,000
Insurance	\$ 1,500,000
Iron & Steel	\$ 3,950,000
Law Enforcement	\$ 48,287,500
Manufacturing	\$ 1,850,000
Mining	\$ 11,175,000
Oil & Gas	\$ 9,450,000
Packaging	\$ 4,750,000
Parks & Wildlife	\$ 3,205,000
Pharmaceuticals & Retail	\$ 1,950,000
Project Management	\$ 3,750,000
Railroads	\$ 4,450,000
Recreation	\$ 700,000
Retail	\$ 24,175,000
Retail & Operations	\$ 5,775,000
SES	\$ 5,080,000
Social Services	\$ 4,000,000
Steel	\$ 1,150,000
Transport	\$ 7,355,000
Travel & Tourism	\$ 2,200,000
Waste	\$ 1,420,000
	\$ 460,687,500






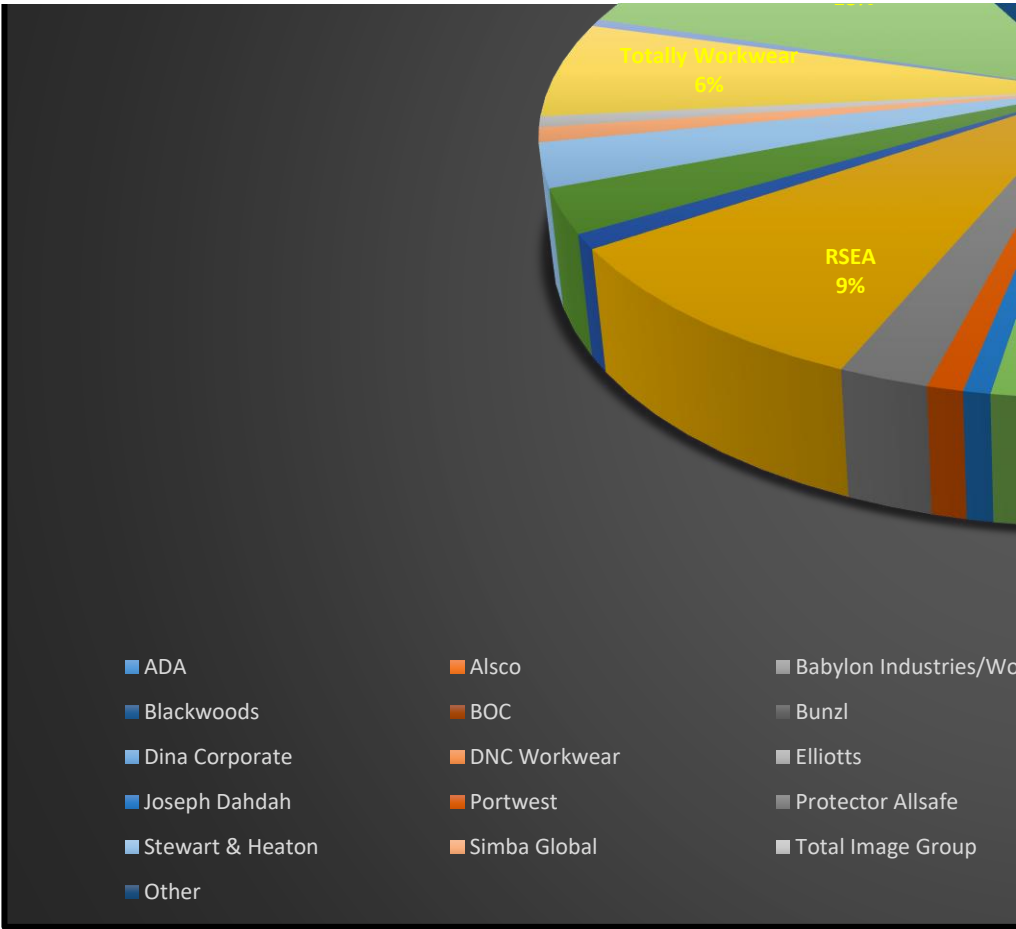
Australian Uniform Market Size Analysis 2019

Uniform / Workwear Competitor Marketshare

Company	Projected Annual Turnover	
ADA	\$ 140,000,000	
AlSCO	\$ 50,000,000	https://www
Babylon Industries/Workscene	\$ 10,000,000	
Bisley	\$ 50,000,000	https://www
Biz Collection	\$ 50,000,000	
Bizwear	\$ 40,000,000	
Blackwoods	\$ 400,000,000	https://www
BOC	\$ 75,000,000	
Bunzl	\$ 120,000,000	https://www
Bullivants	\$ 20,000,000	https://www
Cargo Crew	\$ 10,000,000	https://www
Deane Apparel	\$ 45,000,000	
Dina Corporate	\$ 20,000,000	
DNC Workwear	\$ 30,000,000	
Elliotts	\$ 25,000,000	
Guardian Safety	\$ 15,000,000	
Hip Pocket	\$ 15,000,000	
JB's Wear	\$ 40,000,000	
Joseph Dahdah	\$ 15,000,000	
Portwest	\$ 20,000,000	https://www
Protector Allsafe	\$ 50,000,000	https://www
RSEA	\$ 200,000,000	https://www
Sisley Clothing	\$ 20,000,000	https://www
Spotless	\$ 60,000,000	
Stewart & Heaton	\$ 60,000,000	
Simba Global	\$ 20,000,000	
Total Image Group	\$ 15,000,000	https://www
Totally Workwear	\$ 130,000,000	https://au
Tuffa	\$ 10,000,000	
Workwear Group	\$ 275,000,000	https://www
Other	\$ 170,000,000	
	\$ 2,200,000,000	https://www

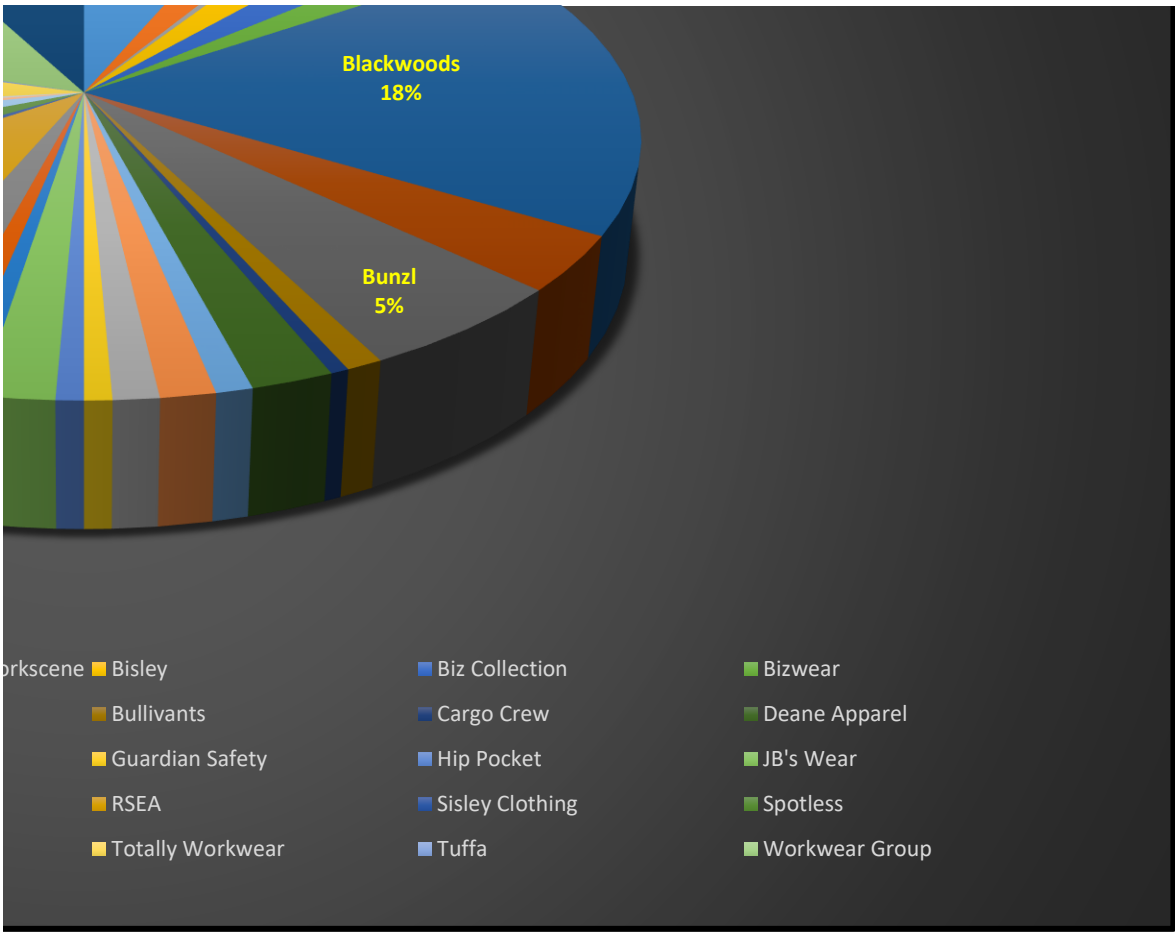
Source: Refer nominated Links & General Market Intelligence





Competitor Marketshare





orkscene

- Bisley
- Bullivants
- Guardian Safety
- RSEA
- Totally Workwear
- Biz Collection
- Cargo Crew
- Hip Pocket
- Sisley Clothing
- Tuffa
- Bizwear
- Deane Apparel
- JB's Wear
- Spotless
- Workwear Group

