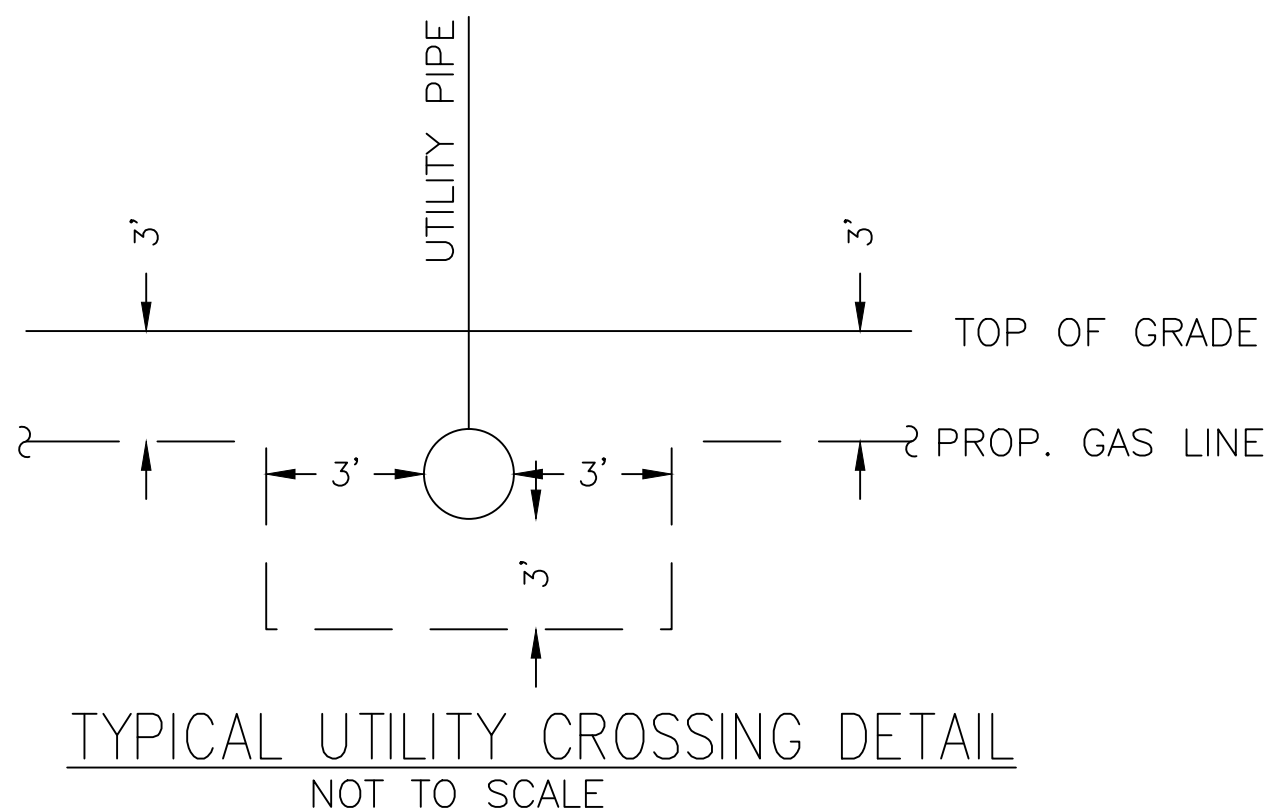


MATERIAL LIST FOR INSTALLED DISTRIBUTION FACILITIES				
ITEM#	QTY. (DESIGN)	QTY. (AS-BUILT)	STOCK ID#	DESCRIPTION
1	2,265'	2,283'	100-5101	2" PE MAIN
2	4	4	140-3060	2" PE CAP
3		20'	100-8996	2" SLEEVING
4	5	5	140-3074	2" PE FULL FLOW TEE
5	1	0	140-3532	2" PE COUPLING
6	1,480'	1,585'	101-8526	1" PE SERVICE
7	37	37	160-8577	2"x1" PE TAPPING TEE W/1200 EFV
8	12	12	160-8394	2"x1" PE TAPPING TEE W/1800 EFV
9	49	49	850-8773	1" PE CAP
10		10'	100-8996	2" PE SLEEVING
11		1	140-3533	2" PE COUPLING STOP & GO



AS-BUILT DRAWING-PRESSURE TEST DATA TEST #1

TEST MEDIUM TEST METHOD
 AIR GAUGE
 NITROGEN CHART
 WATER
 SOAP

1. PIPE DIA. 2" PE FT 2,283'
 2. PIPE DIA. 1" PE FT 1,489'
 3. PIPE DIA. _____ FT _____
 4. PIPE DIA. _____ FT _____
 5. PIPE DIA. _____ FT _____

GAUGE/PRESS REC SN# 21DMR5000304
 PIPE LENGTH 3,772' CAL DATE: 11/10/2018
 PIPE TYPE PE 8100 EXP DATE: 11/5/2019
 MIN. DURATION 17 HRS 10 MINS

TEST PRES. (PSIG) 112 PSI (MAX) 110 PSI (MIN)
 TIME 4:36 PM (START) 9:55 AM (END)
 DATE 7/11/2019 7/12/2019
 PERFORMED BY _____
 SWG VERIFIED BY _____

TEST #1 NOTE:
 PRESSURE CHANGE DUE TO OVER NIGHT TEST TEMP. DROP.

AS-BUILT DRAWING-PRESSURE TEST DATA TEST #2

TEST MEDIUM TEST METHOD
 AIR GAUGE
 NITROGEN CHART
 WATER
 SOAP

1. PIPE DIA. 1" PE FT 49'
 2. PIPE DIA. _____ FT _____
 3. PIPE DIA. _____ FT _____
 4. PIPE DIA. _____ FT _____
 5. PIPE DIA. _____ FT _____

GAUGE/PRESS REC SN# 501909
 PIPE LENGTH 49' CAL DATE: 2/7/2019
 PIPE TYPE PE 8100 EXP DATE: 7/31/2020
 MIN. DURATION 10 MINS

TEST PRES. (PSIG) 109 PSI (MAX) 109 PSI (MIN)
 TIME 1:47 PM (START) 1:57 PM (END)
 DATE 9/3/2019 9/3/2019
 PERFORMED BY _____
 SWG VERIFIED BY _____

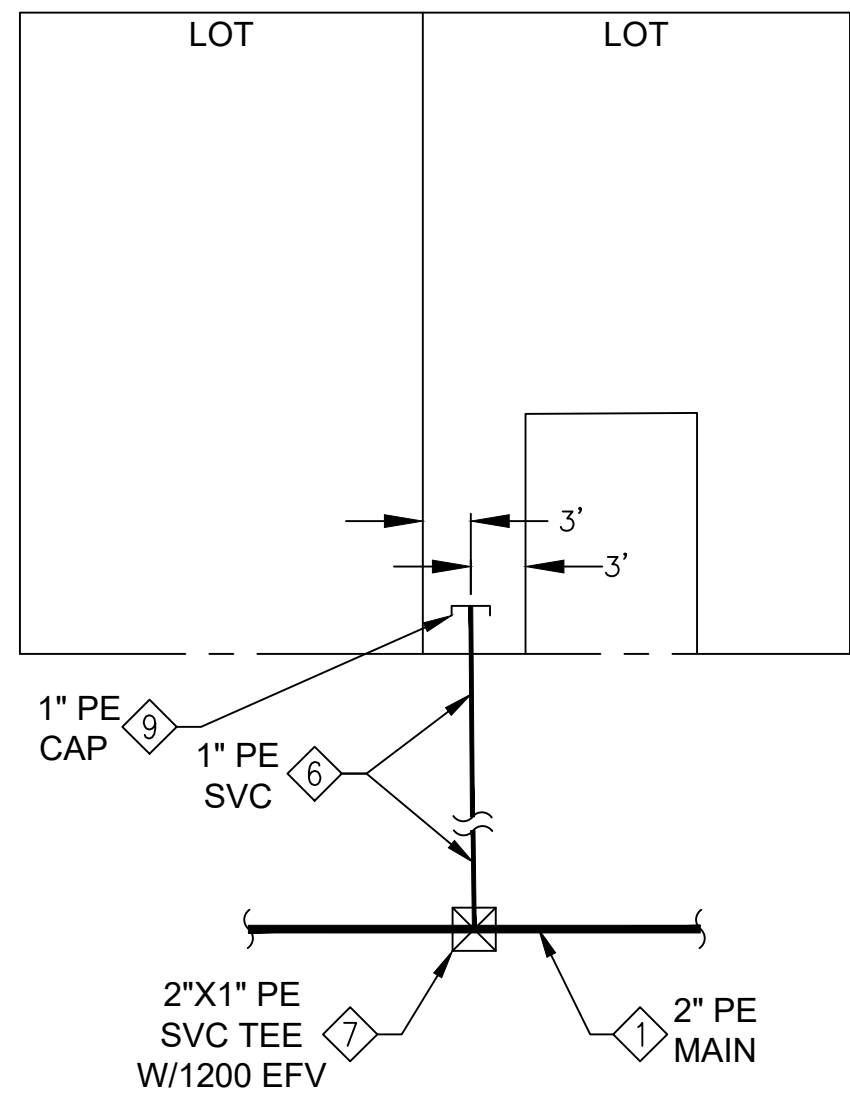
AS-BUILT DRAWING-PRESSURE TEST DATA TEST #3

TEST MEDIUM TEST METHOD
 AIR GAUGE
 NITROGEN CHART
 WATER
 SOAP

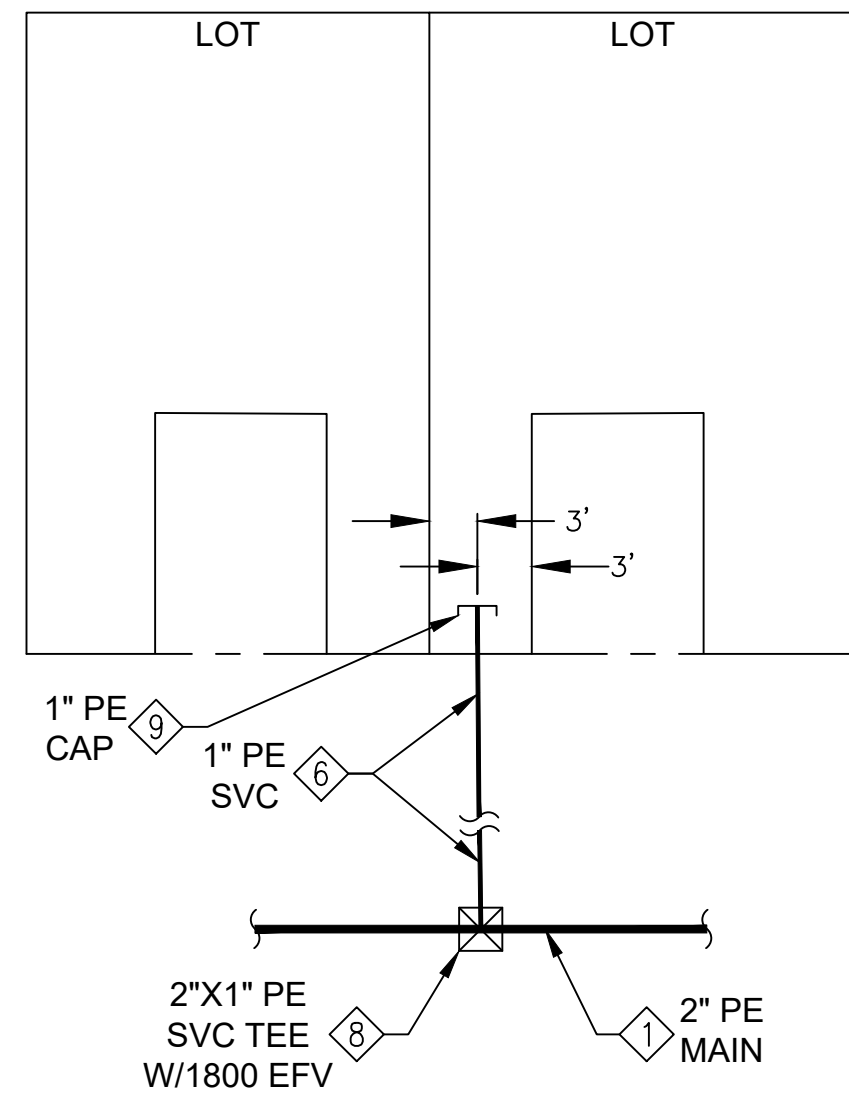
1. PIPE DIA. 1" PE FT 47'
 2. PIPE DIA. _____ FT _____
 3. PIPE DIA. _____ FT _____
 4. PIPE DIA. _____ FT _____
 5. PIPE DIA. _____ FT _____

GAUGE/PRESS REC SN# 501909
 PIPE LENGTH 47' CAL DATE: 2/7/2019
 PIPE TYPE PE 8100 EXP DATE: 7/31/2020
 MIN. DURATION 10 MINS

TEST PRES. (PSIG) 110 PSI (MAX) 110 PSI (MIN)
 TIME 12:00 PM (START) 12:10 PM (END)
 DATE 9/5/2019 9/5/2019
 PERFORMED BY _____
 SWG VERIFIED BY _____



A
3 TYPICAL RESIDENTIAL SINGLE SERVICE LATERAL DETAIL



B
3 TYPICAL RESIDENTIAL BRANCH SERVICE LATERAL DETAIL

PURGE PLAN WAS COMPLETED IN ACCORDANCE WITH THE OPERATIONS MANUAL GUIDELINES BY:

PRINT: _____ DATE: _____

SIGNATURE: _____

SYSTEM D_N_VALLEY_W
 DR. NO. 21DS10009738
 SEGMENT M.A.O.P. N/A
 SYSTEM M.A.O.P. 60 PSIG
 SYSTEM M.O.P. 55 PSIG

EMS BALL STATEMENT

EMS BALLS ON ALL TEE'S, 90'S, SERVICE IN FRONT OF CURBS, EVERY 50 FT ALONG MAIN AND SQUEEZES ON PIPE 4" AND LARGER.

VISUAL INSPECTION (OQ/PJQ)

SIGNATURE _____
 DATE _____



NO.	DESCRIPTION	BY	DATE	APPVD.	REVISIONS
1.	3760102 2" PE				2,265' 2,283'
2.	3800101 1" PE				1,480' 1,585'
3.					
4.					

TAX CODES	UNIT NO.	UNIT TYPE	INSTL. PROPOSED	RETIRED	INSTL. COMPLETED	RETIRED

AS-BUILT DRAWING-PRESSURE TEST DATA		INDIVIDUAL PERFORMING VISUAL INSPECTION VISUAL INSPECTION CERTIFICATION	
PIPE DIA. _____	<input type="checkbox"/> AIR <input type="checkbox"/> GAUGE	I HAVE VISUALLY INSPECTED ALL HEATED FUSIONS, SOLVENT CEMENT, MECHANICAL JOINTS, AND WELDS THAT I HAVE PERFORMED DATE _____	
PIPE LENGTH _____	<input type="checkbox"/> NITROGEN <input type="checkbox"/> CHART	NAME _____	
PIPE TYPE _____	<input type="checkbox"/> WATER <input type="checkbox"/> GAUGE/PRESS REC SN# _____		
MIN. DURATION _____	<input checked="" type="checkbox"/> SOAP		
TEST PRES. (PSIG): (MAX) _____ (MIN) _____		AS-BUILTS ACCEPTED BY _____ DATE _____	
TIME (START) _____ (STOP) _____		POSTED BY _____ DATE _____	
DATE (START) _____ (STOP) _____		POSTING QCD BY _____ DATE _____	
PERFORMED BY: _____			
SWG VERIFIED BY: _____			

CONSTRUCTION	ISOLATION AREA	W.R. NO.	ENGINEER/TECHNICIAN:	PHONE:
INSPECTOR _____		3693527	ACCOUNT REP:	PHONE:
FOREMAN _____			PROJECT CONTACT:	PHONE:
REVIEWED BY _____			SHEET NO. 3 OF 5	SCALE: NTS
			DATE: 1/29/2020	
			DWN. BY _____	CHKD. BY _____
			APPVD. BY _____	

PERMIT INFORMATION	LOCATION	ATLAS #/TILE #
CITY OF LAS VEGAS		

