PROPOSED G+3 RESIDENTIAL BUILDING

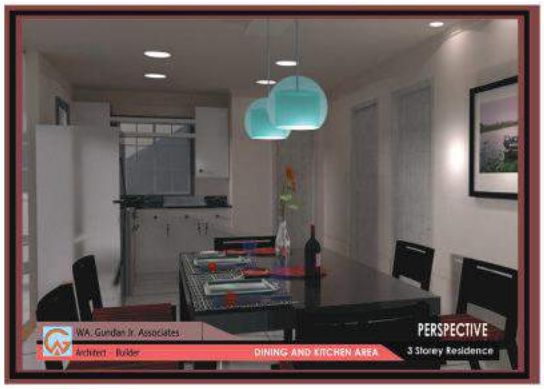

PROPOSED MAJLIS BLOCK
PLOT NO.: 132-630

PROPOSED SERVICE BLOCK
PLOT NO.: 132-630

PlayTown - Kiddy park @ Citywalk Dubai

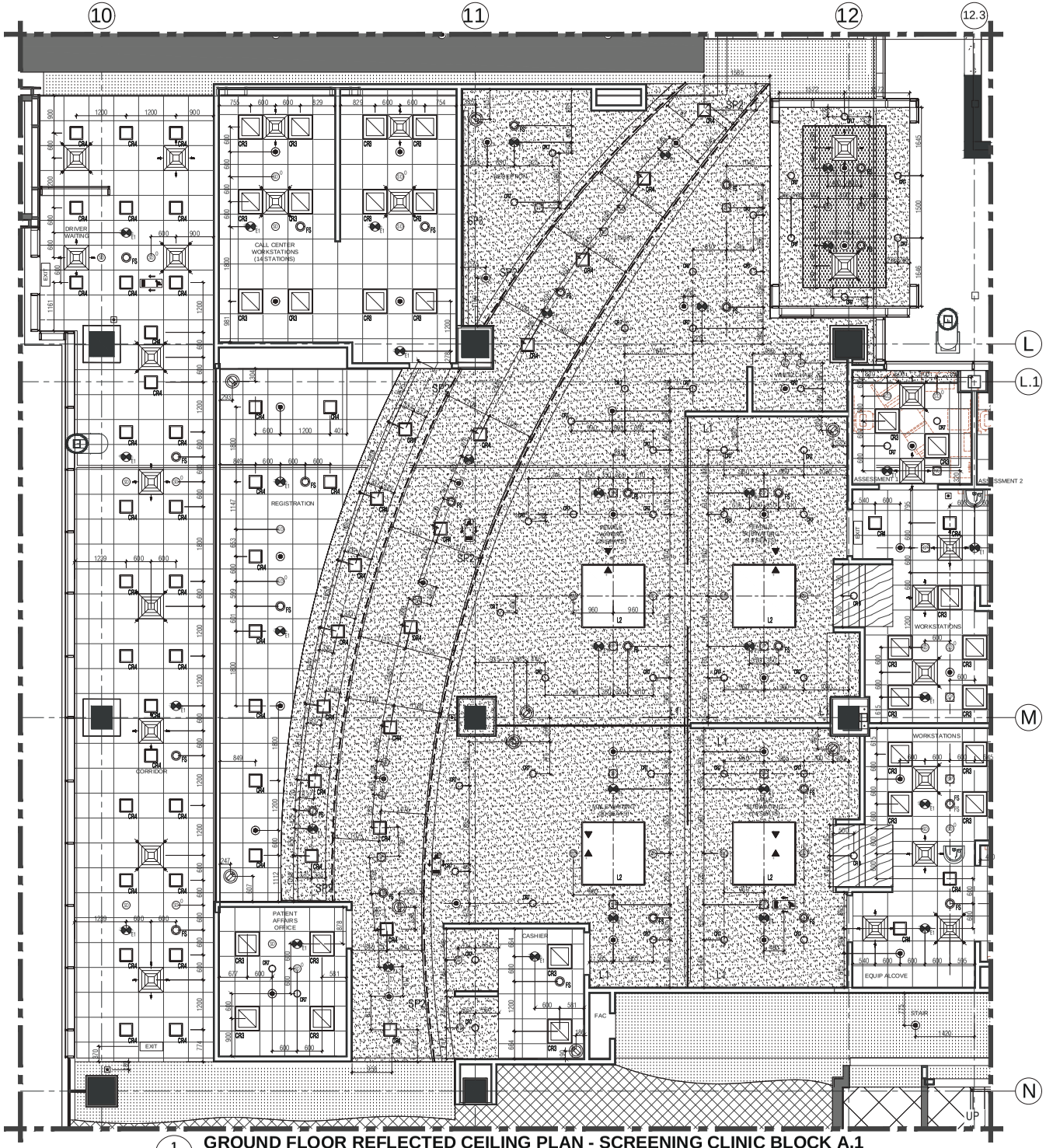

1 **GROUND FLOOR REFLECTED CEILING PLAN - SCREENING CLINIC BLOCK A.1**

SCALE 1:50

CEILING SERVICES LEGEND & SYMBOLS:

NORMAL LIGHTING	
	SURFACE MOUNTED CIRCULAR FLUORESCENT LUMINAIRE
	FLUORESCENT BATTEN LUMINAIRE
	RECESSED CIRCULAR LED DOWNLIGHT LUMINAIRE
CR3	RECESSED MODULE 600 LUMINAIRE, 55w
CR6	RECESSED MODULER EXTRA PROTECTION LUMINAIRE, 400.4w
CR4	SQUARE RECESSED DOWNLIGHT, 32w
CR8	SQUARE RECESSED DOWNLIGHT, 18w
CR7	CIRCULAR RECESSED LED DOWNLIGHT, 28w
CR8	CIRCULAR RECESSED LED DOWNLIGHT, 9w
CR10	CIRCULAR RECESSED LED DOWNLIGHT, 9w
SP2	LED CONE LIGHT
L2	5' X 5' STETCHED MEMBRANE
L4	66' DIAMETER, RECESSED LED LIGHT
LOW CURRENT SYSTEM	
	IP BASED DOME TYPE FIXED COLOUR CAMERA
	CEILING SPEAKER
EXIT SIGN	
	EXIT SIGN NORTH
	EXIT SIGN SOUTH
	EXIT SIGN WEST
	EXIT SIGN EAST
EXIT	EXIT SIGN BASIC
	EXIT SIGN DOUBLE SIDED
FIRE ALARM	
SD	SMOKE DETECTOR
SD I	SMOKE DETECTOR (IONISATION)
SD O	SMOKE DETECTOR (OPTICAL)
SD	SMOKE DETECTOR (CEILING VOID)
E1	LAMP RECESSED CEILING MOUNTED SLAVE EMERGENCY LUMINAIRE
E2	COMPACT LED SLAVE EMERGENCY LUMINAIRE
EXIT	EXIT SIGN BASIC
	MANUAL CALL POINT
	FIRE ALARM SPEAKER
HD	HEAT DETECTOR
MECHANICAL	
	SUPPLY DIFFUSER
	RETURN DIFFUSER
	ROUND DIFFUSER
FIRE FIGHTING	
	SPRINKLER HEAD CONCEALLED TYPE (QUICK RESPONSE)
	SPRINKLER HEAD UPRIGHT TYPE
ACCESS PANEL LEGEND	
TEMP AP	TEMPORARY ACCESS PANEL
AP-FCU	FCU ACCESS PANEL
AP-VAV	VAV ACCESS PANEL
AP-WS	WATER SUPPLY ACCESS PANEL
AP-KED	KITCHEN EXHAUST ACCESS PANEL
FD-AP	FIRE DAMPER ACCESS PANEL
AP-VAWS	VAV & WATER SUPPLY COMBINED ACCESS PANEL
AP-FCUMFD	FCU & FIRE DAMPER COMBINED ACCESS PANEL
AP-SMD	SMOKE MOTORIZED DAMPER ACCESS PANEL

CEILING TYPES:

N/A	CEILING NOT IN SCOPE
N/A	RETAIN EXISTING CEILING AND MAKE GOOD
GWB	SUSPENDED KNAUF GYPSUM WALLBOARD SPEC REF: 05250
ACT	SUSPENDED 600X600mm KNAUF ACOUSTICAL CEILING TILE. SPEC REF: 09510/09250
WDC	WOODEN CEILING
APC	ACOUSTIC PLASTER CEILING

CLIENT:

MUBADALA
MEDICAL HOLDING COMPANY L.L.C.
(MHC)

GENERAL NOTES :

1. ALL DIMENSIONS SHOWN ARE IN MM. UNLESS NOTED OTHERWISE.
2. DO NOT SCALE OFF THIS DRAWING. CHECK ALL DIMENSIONS ON SITE AND NOTIFY THE ENGINEER OF ANY DISCREPANCIES BEFORE PROCEEDING WITH THE WORK.
3. ALL WORKS, SETTING OUT, MATERIALS AND FINISHES ARE TO BE INSPECTED AND APPROVED BY THE CONSULTANT BEFORE THE COMMENCEMENT OF WORKS.
4. THIS DRAWINGS SHOULD BE READ IN CONJUNCTION WITH OTHER RELEVANT ARCHITECTURAL, STRUCTL, MECHANICAL AND ELECTRICAL DRAWINGS AND ALL RELEVANT SECTIONS OF THE SPECIFICATIONS

KEY PLAN:

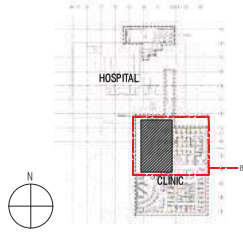

Rev.	Date	Drwn By.	Description	Chkd By.
0	21.01.2016	VV	Issued for Approval	SP

REFERENCES

Drawing No.	Rev.
2.2.A3	1

KEY

	OUT OF SCOPE
	FURNITURE LAYOUT

- ALL DOORS AND GLASS SCREEN ARE FOR INSTALLATIONS ONLY SUPPLIED BY CLIENT.
- FACADE ITEMS ARE NOT IN SCOPE OF ISG.

PROJECT MANAGEMENT CONSULTANT:

PARSONS
ABU DHABI, U.A.E., P.O. BOX 5498
T +9712 614 2416
F +9712 621 8984

DESIGN CONSULTANT:

ASTORINO-CANNONDESIGN
227 Fort Pitt Boulevard
Pittsburgh, Pennsylvania 15222
T: 412.765.1700
F: 412.765.1711

MEP CONSULTANT:

Ian Banham & Associates
P. O. Box 2853, Abu Dhabi, UAE
T +971 2 641 1606
F +971 2 626 2238
E iba@ianbanham.com

FIT-OUT CONTRACTOR:

ISG Middle East LLC
Sama Tower
Sheikh Zayed Road, P.O. Box 120397
Dubai, United Arab Emirates
T +971 04 350 6900
F +971 04 386 1445
www.isgplc.com

PROJECT

HEALTH POINT HOSPITAL - CP04

DRAWING DESCRIPTION:

REFLECTED CEILING PLAN
GROUND FLOOR
SCREENING CLINIC BLOCK A.1

SCALE:	SHEET SIZE:	DATE STARTED:	DRAWN BY:	CHECKED BY:
AS SHOWN	A1	10.01.2016	VV	SP

ISSUE STATUS:

- ISSUED FOR APPROVAL

DRAWING NO:

UPR137-ISG-RCP-SCA-A-2207.1

DWG. STAGE: 0

REV

CAD FILE: G:\ISG - PROJECTS_Health Point Project\UPR137 - Health Point\CP04\137 - Core shell\137 - Core shell\ISG\Drawing
Drawing\UPR137\UPR137-RCP-SCA-A-2207.1.dwg

COPYRIGHT 2014 - ISG ME LLC 08-June-2014

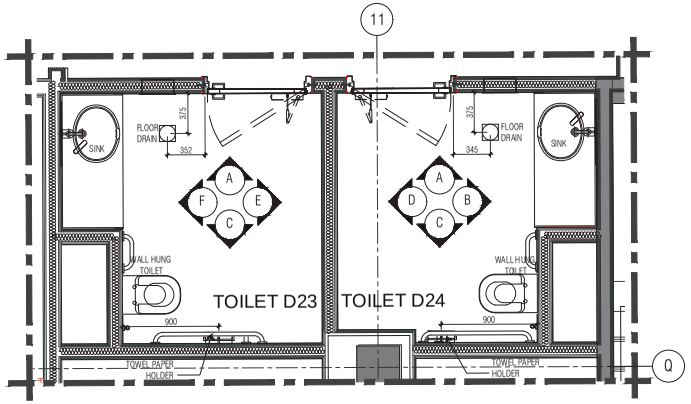

1 LEVEL 3 TOILET D23 AND D24 BLOW-UP PLAN - DENTAL

SCALE 1:25

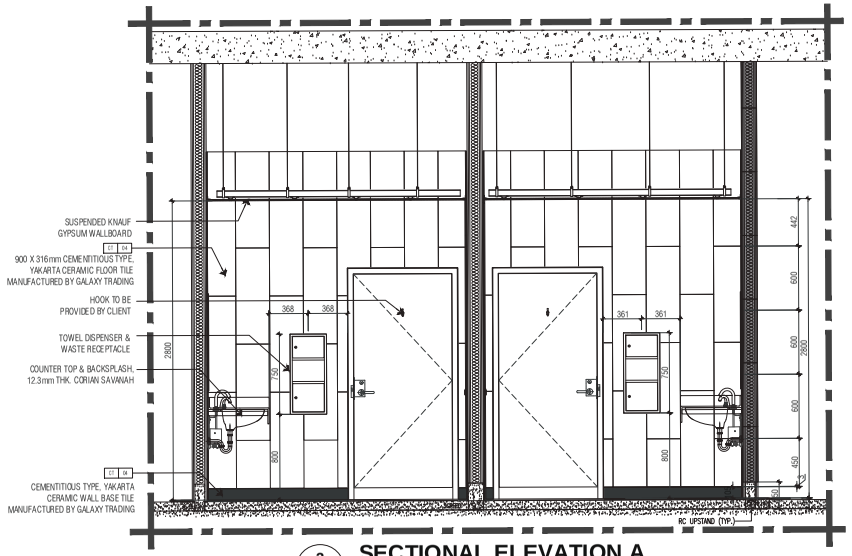

3 SECTIONAL ELEVATION A

SCALE 1:25

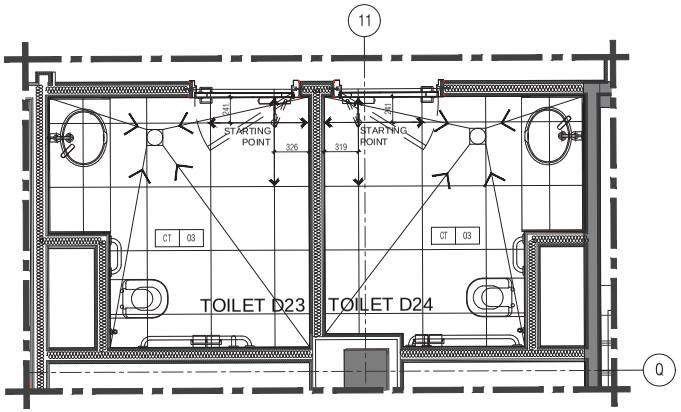

2 L3 TOILET D23 & D24 FLOOR PATTERN - DENTAL

SCALE 1:25

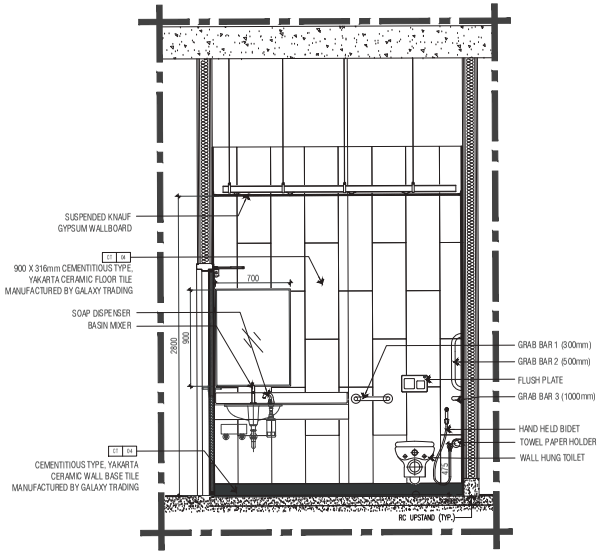

4 SECTIONAL ELEVATION B

SCALE 1:25

CLIENT:

MUBADALA
MEDICAL HOLDING COMPANY L.L.C.
(MHC)

GENERAL NOTES :

1. ALL DIMENSIONS SHOWN ARE IN MM, UNLESS NOTED OTHERWISE.
2. DO NOT SCALE OFF THIS DRAWING. CHECK ALL DIMENSIONS ON SITE AND NOTIFY THE ENGINEER OF ANY DISCREPANCIES BEFORE PROCEEDING WITH THE WORK.
3. ALL WORKS, SETTING OUT, MATERIALS AND FINISHES ARE TO BE INSPECTED AND APPROVED BY THE CONSULTANT BEFORE THE COMMENCEMENT OF WORKS.
4. THIS DRAWINGS SHOULD BE READ IN CONJUNCTION WITH OTHER RELEVANT ARCHITECTURAL, STRUCT'L, MECHANICAL AND ELECTRICAL DRAWINGS AND ALL RELEVANT SECTIONS OF THE SPECIFICATIONS

KEY PLAN

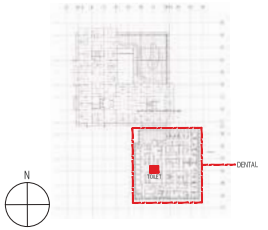

Rev.	Date	Drwn By	Description	Chkd. By
0	31.01.2016	VV	Issued for Approval	SP

REFERENCES

Drawing No.	Rev.
1.3.AE	1
A1300	1

- ALL DOORS AND GLASS SCREEN ARE FOR INSTALLATIONS ONLY SUPPLIED BY CLIENT.
- FACADE ITEMS ARE NOT IN SCOPE OF ISG.

REF.	DESCRIPTION
CT 03	596X596mm SANDSTONE TYPE, FACTORY MOKA CERAMIC FLOOR TILE MANUFACTURED BY GALAXY TRADING
CT 04	900X316mm CEMENTITIOUS TYPE, YAKARTA CERAMIC FLOOR TILE MANUFACTURED BY GALAXY TRADING
BKS 01	SUSPENDED KNAUF GYPSUM WALLBOARD

TOILET SYMBOL:

	EXISTING WALL
	PROPOSED DRYWALL PARTITION

PROJECT MANAGEMENT CONSULTANT:

PARSONS
ABU DHABI, U.A.E., P.O. BOX 5498
T +9712 614 2416
F +9712 621 8984

DESIGN CONSULTANT:

ASTORINO·CANNONDESIGN
227 Fort Pitt Boulevard
Pittsburgh, Pennsylvania 15222
T: 412.765.1700
F: 412.765.1711

FIT-OUT CONTRACTOR:

ISG Middle East LLC
Sama Tower
Sheikh Zayed Road, P.O. Box 120397
Dubai, United Arab Emirates
T +971 04 350 6900
F +971 04 386 1445
www.isgplc.com

PROJECT:

HEALTH POINT HOSPITAL - CP04

DRAWING DESCRIPTION:

TOILET D23 AND D24
PLAN AND ELEVATIONS
LEVEL 3 - DENTAL FIT OUT

SCALE	SHEET SIZE	DATE STARTED	DRAWN BY	CHK'D BY
AS SHOWN	A1	26.01.2016	VV	SP

ISSUE STATUS

- ISSUED FOR APPROVAL

DRAWING NO.

UPR137-ISG-PLN-DFO-A-1113

DWG STAGE 0

REV.

CAD FILE: G:\ISG - PROJECTS\Line 76 Dental Pre-period\PROJ 7 - Health Point\CP04\137 - Central Hospital\137 - Dental\ISG-DWG\A-Architectural\Dental Pre Period Fit Out\UPR137-ISG-PLN-DFO-A-1113.dwg

COPYRIGHT 2014 - ISG ME LLC 08-June-2014