

We Focus on scaling to new & latest technology in Electronic Design System, to develop & produce innovative products, services & solutions with our Potential that Exceeds the expectations of our Esteemed Emerging Clients.

PORTFOLIO

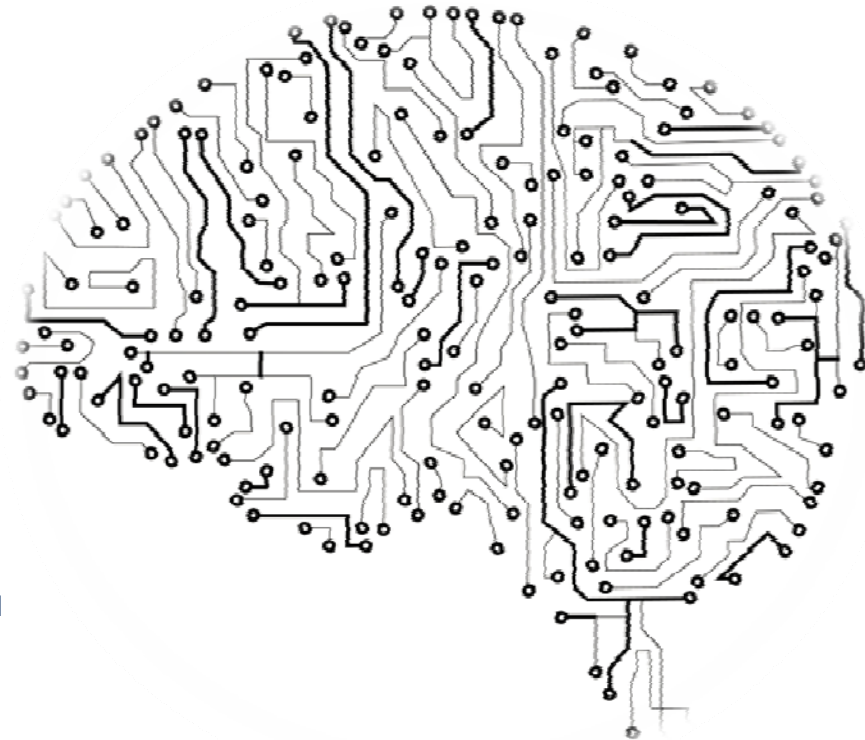
Who Am I

- I involved in Hardware Design , n, PCB Design, Software Design & Development along with Allied Services. We are Specializes in Providing Complete Customized Electronic Design Solutions
- We provides End-To-End Product Engineering Services in Software & Embedded Domain which includes Design Consultancy and Development Services
- Our Team is comprised of skilled, highly motivated professionals, possessing significant industrial experience across various domains and engineering horizontals
- We are expertise in FPGA, ARM, MIPS, Black Fin Processors & SI analysis.
- We are specialized in development of Custom Design Solutions, Reference Designs and Software Frameworks and we provide value addition to Product Engineering Services.
- Our Product Development Methodology is associated with customer profitability thereby increasing customer value intimately.
- We focus on Skills, Experience, Quality, Reliability, Cost Effectiveness and Flexibility



Extensive Experience

- EMI/RFI Shielding
- High-Speed Signal Design at Rate of 5GBPS
- Differential Impedance Control
- EMC/EMI Fine Pitch BGA Layout.
- High Power Voltage Designs.
- Sensitive Analog Circuits
- Design for Manufacturability
- Gerber Check by CAM Tool
- Blind, Buried & Micro Via
- Matched Length Traces with Pin Delay
- Controlled Impedance For Single Ended & Differential
- DDR3 with Balanced T Routing or Fly-By Topology



Process Flow

Data Preparation

- Collect Necessary Data & Information
- Collate Your Data Sheets for Each Device
- Verify Sufficient Legible Dimensions For The New Part

Library Creation

- Create Universal Library for Each Client and this can be accessible across the globe
- IPC 7351 for PCB Footprints
- CAD System Design
- Store Components Details, Process & Procedures

Circuit Diagram

- Hand Drawn Sketch to PCB Design Using Dedicated Software
- Perfect and Accuracy on Measurements
- Easy to Adopt Future Changes

PCB Layout

- PCB System Design with Mechanical and Environmental Requirements
- Bare Board Manufacturing Requirements and Assembly
- Testing at Micro Level

Design Verification

- DFM & DFT
- IPC Standard
- EMC / EMI
- Hi-Speed rules
- Gerber Check & IPC Net List by CAM tool



Specialty

ECAD to MCAD

- We Accept 3D Mechanical Data in various formats such as STEP, IDF etc., and we have access to numerous tools from leading CAD providers
- We can take your design one step further by verifying component placement in the 3D environment

DESIGN INTEGRITY

- Is your design high speed? Relax... we can do that too!
- We're more than capable and vastly
- We take care of your signal integrity requirements.
- We will be able to define your board stack up and impedance profile, implement constraints and topologies to govern your signal behavior and verify that the completed design achieves all of the stated requirements.



STANDARDS

- PCB Layout by using IPC222
- IPC610 Assembly of PCB Standards
- IPC 7351 for footprint creation




Types of PCB Designs

- ❑ Schematic Design
- ❑ Component Foot Prints Design
- ❑ Layout Design and Gerber -RS247X format based on tool like Cadence, Orcad and Allegro
- ❑ Signal integrity , Thermal Analysis.
- ❑ Single Layer to 28 Layers of Multi Layer Board Designs
- ❑ FPGA Processor, FLASH Memory Includes External Peripheral Device with High Complex PCB's up to 28 Layers
- ❑ Analog, Digital and mixed Signal Boards Include Constrains
- ❑ Complex Digital Processor Cards With More Than 4000 Various Components.
- ❑ Low/High Wattage Power Converter Layout (Modules) Design
- ❑ Rigid and Flexible Dense Board Designs
- ❑ Board Design for Various Types of Test Jigs.



Design Outputs

- ❑ PCB Layout Board File
- ❑ Gerber (.gbr or .gbr or .spl format) and RS274X Templates for PCB Fabrication.
- ❑ Silk Screen, Drill Drawings, Solder Mask.
- ❑ Complete Layer Info On PTH/NON PTH etc.
- ❑ Netlists and checking DRC rules like line width constraints, track to via, components violation etc. Penalization (if required)
- ❑ PCB Fabrication.



Samples

